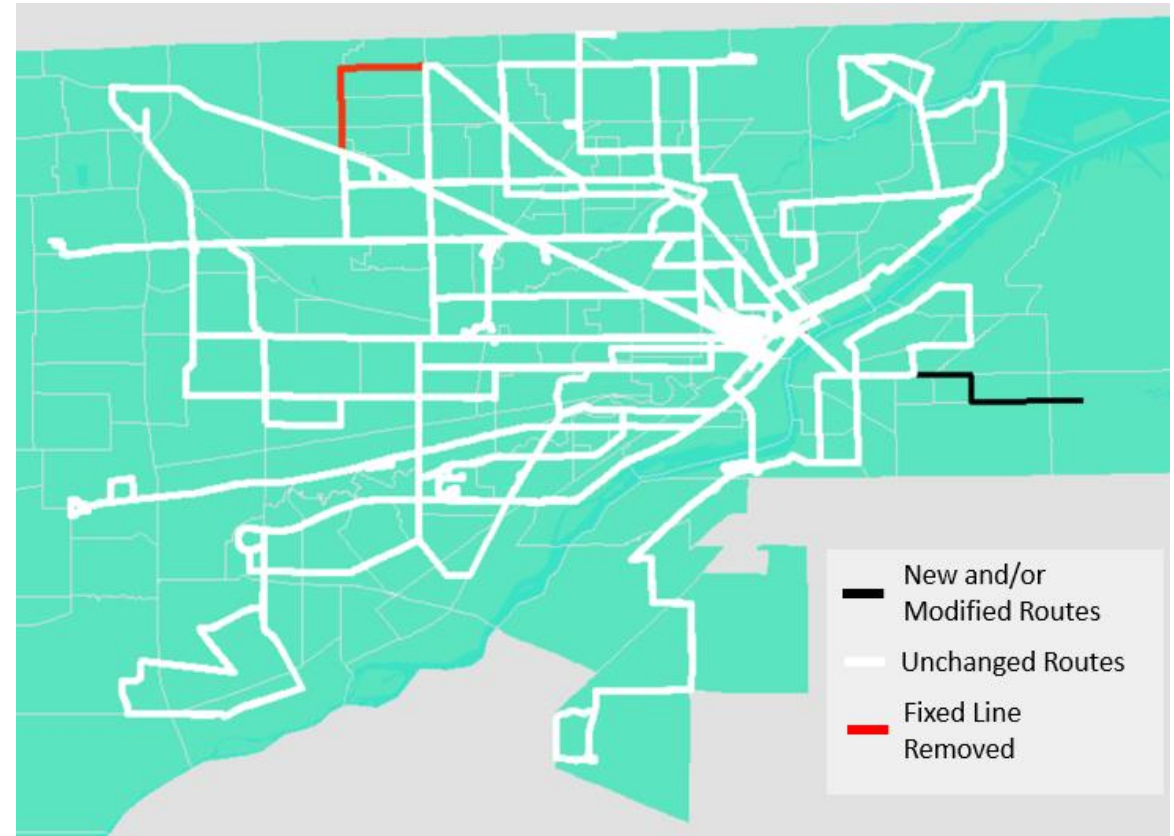


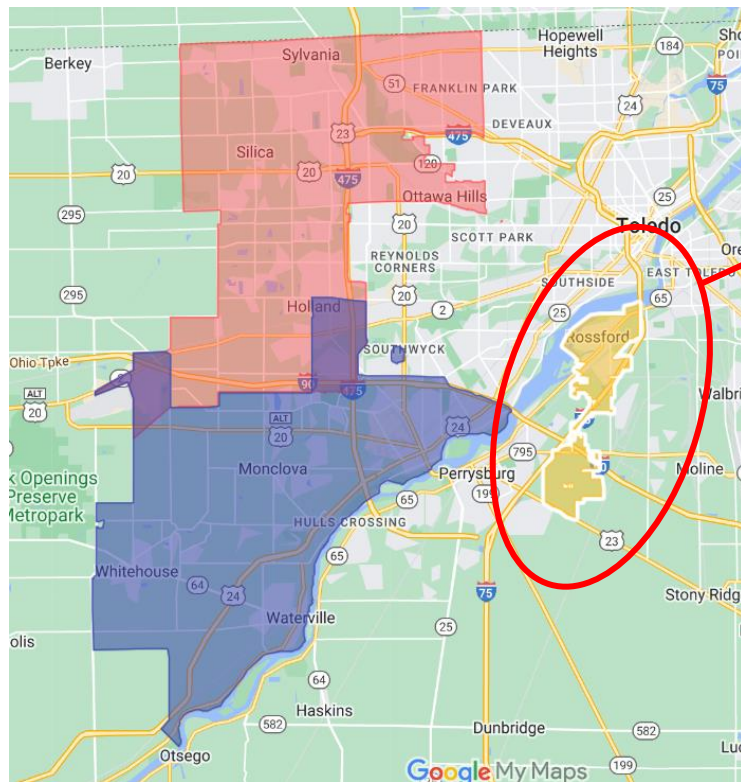
Winter 2024 Proposed Fixed Line Service Changes

- Route 2 Modifications
- Weekend Frequency Increase for Route 52
- Removal of Route 51



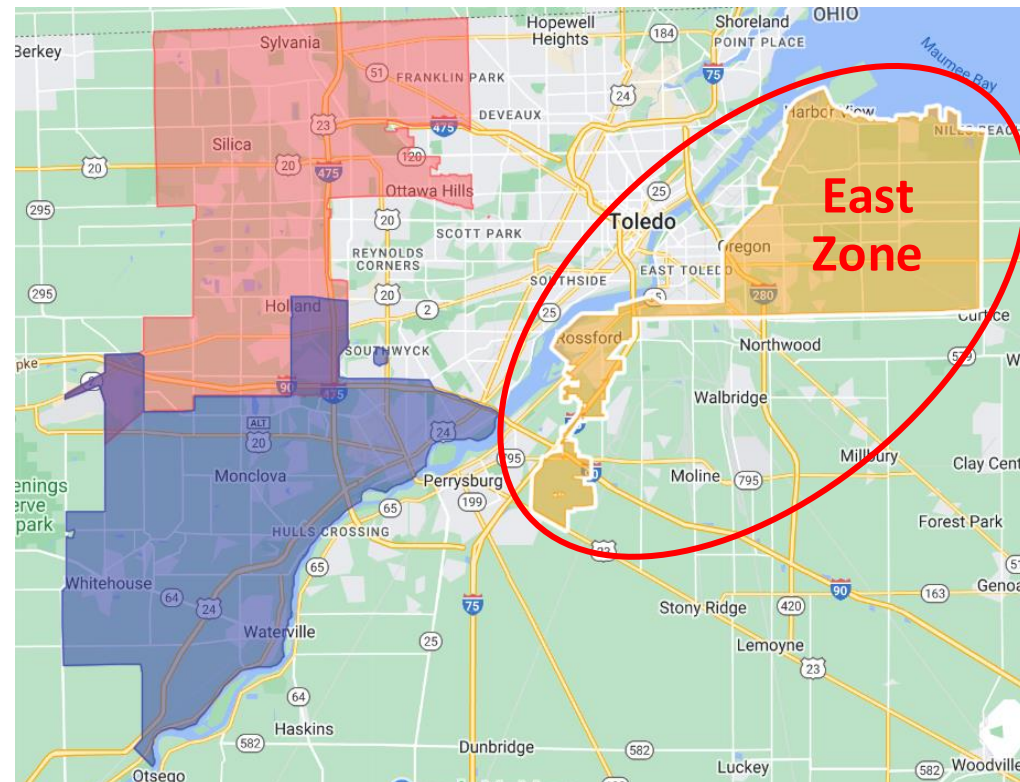
Flex Service Area Change

Current



Rossford
Zone

Proposed
January 2024



Your Rights under Title VI of the Civil Rights Act of 1964

Title VI of the Civil Rights Act of 1964 (Title VI) requires that no person in the United States, on the grounds of race, color or national origin be excluded from, be denied the benefits of, or be subjected to discrimination under any program or activity receiving federal financial assistance. Presidential Executive Order 12898 addresses environmental justice in minority and low-income populations. Presidential Executive Order 13166 addresses services to those individuals with limited English proficiency.

TITLE VI



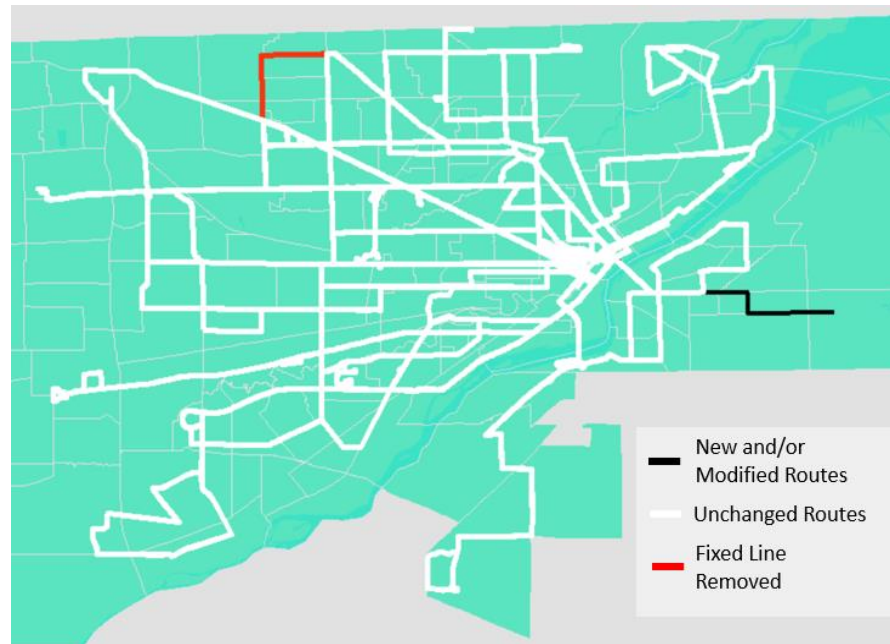


TARTA MAJOR SERVICE CHANGE POLICY

TARTA will establish a period of public comment regarding major service changes when:

1. There is a change in service of twenty-five (25) percent or more of the number of transit route miles of a route.
2. Twenty-five (25) percent or more of the number of transit revenue vehicle miles of a route computed on a daily basis for the day of the week for which the change is made.
3. A transit route is eliminated.

Winter Service Change Title VI Review



	Number of Census Tracts	Minority%	Poverty%
Fall 2023 Fixed Route	138	36.28%	21.8%
Winter 2024 Fixed Route	141	35.50%	21.5%
Change in Service Area	+3	-0.77%	-0.35%

	Number of Census Tracts	Minority%	Poverty%
2 Fall 2023	21	35.7%	21.8%
2 Winter 2024	29	31.5%	22.3%
Change in Service Area	+8	-4.1%	0.7%

	Number of Census Tracts	Minority%	Poverty%
51 Fall 2023	12	17.3%	14.4%

	Number of Census Tracts	Minority%	Poverty%
52 Fall 2023	17	25.3%	14.7%

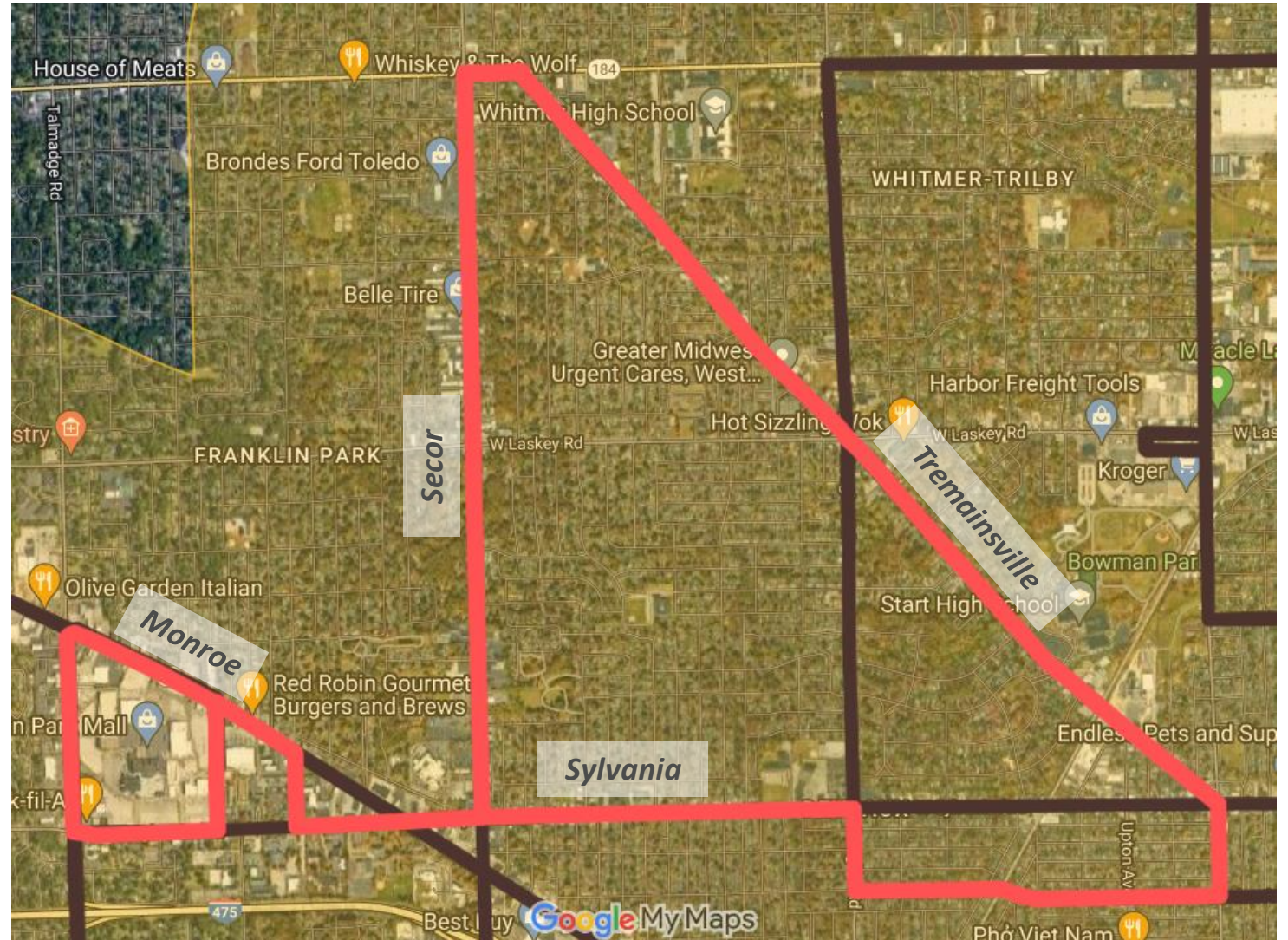
Route 2 Extension

- Existing Fixed Line
- Route Extension
- TARPS $\frac{3}{4}$ Mile Service Area



Route 52

- Winter 2024 Fixed Line
- Route 52
- TARPS ¾ Mile Service Area



	Fall 2023			Winter 2024			Change in Service			% Change in Service		
Line	RevHours	RevMiles	Trips	RevHours	RevMiles	Trips	RevHours	RevMiles	Trips	RevHours	RevMiles	Trips
Weekday												
52	9.87	181.76	16	9.87	181.76	16	0.00	0.00	0	0.0%	0.0%	0.0%
Saturday												
52	4.32	79.52	7	7.97	147.58	13	3.65	68.06	6	84%	86%	85.7%
Sunday												
52	3.70	68.16	6	7.43	124.88	11	3.73	56.72	5	101%	83%	83.3%

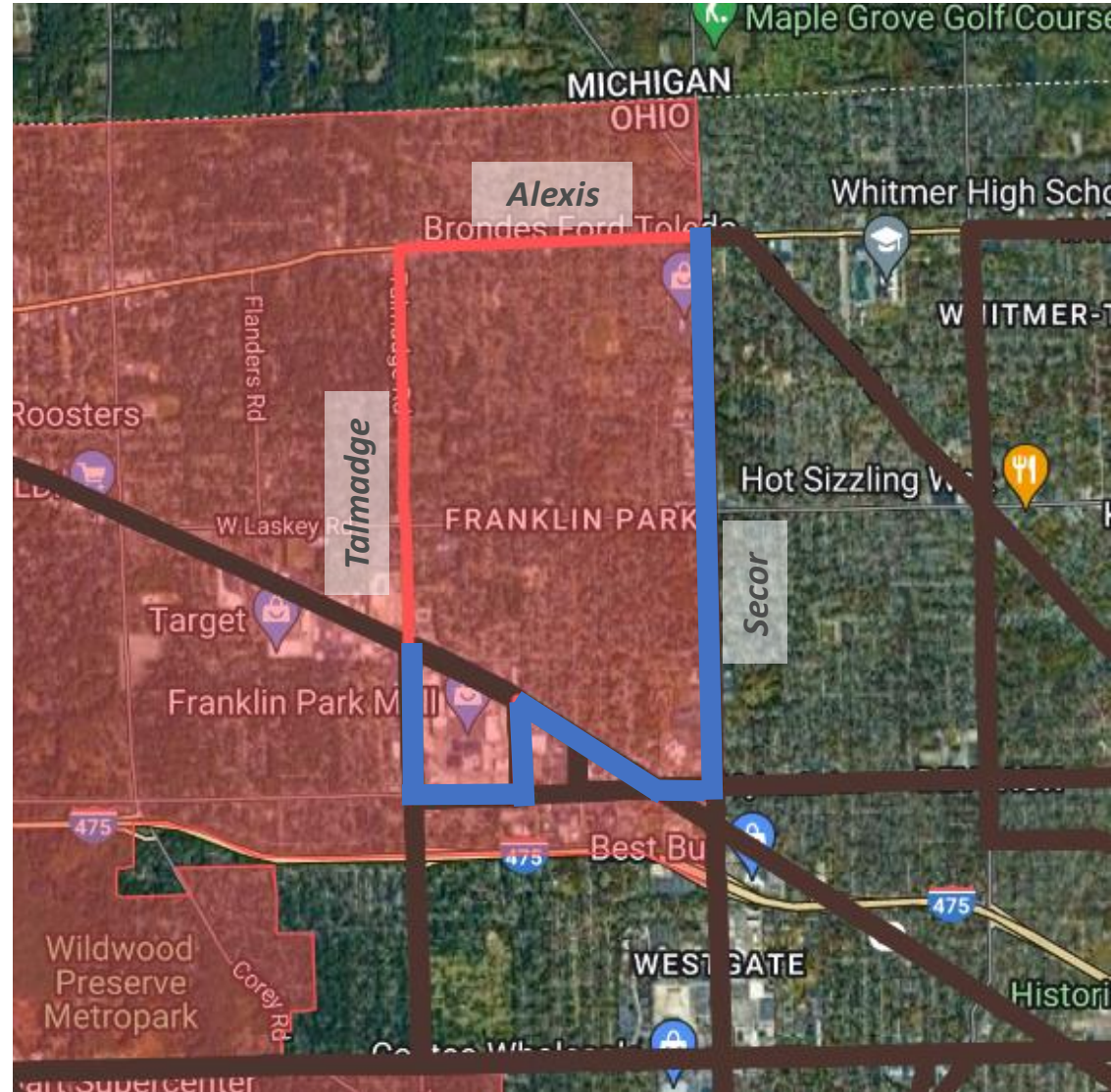
Route 51 Removal

- Existing Fixed Line
- Route Removal
- TARPS $\frac{3}{4}$ Mile Service Area



Route 51 Alternative

- Existing Fixed Line
- Route Removal
- Alternate Fixed Route
- Flex NW Zone



May 2023 Average Ridership Counts

Route	Weekday	Sat	Sun
5	587.7	59	70
2	581.4	58	60
31	569.1	26	26
19	521.3	53	45
14	379.8	50	29
26	375.0	16	11
15	368.2	17	14
22	335.8	36	31
17	319.1	15	24
32	318.7	54	37
27	300.7	13	11
16	293.0	38	26
10	277.0	30	29
20	244.3	14	11
12	200.3	32	21
34	193.6	24	16
33	175.5	26	19
3	132.1	NA	NA
FLEX	108.7	15	10
52	39.0	4	2
51	28.2	4	3

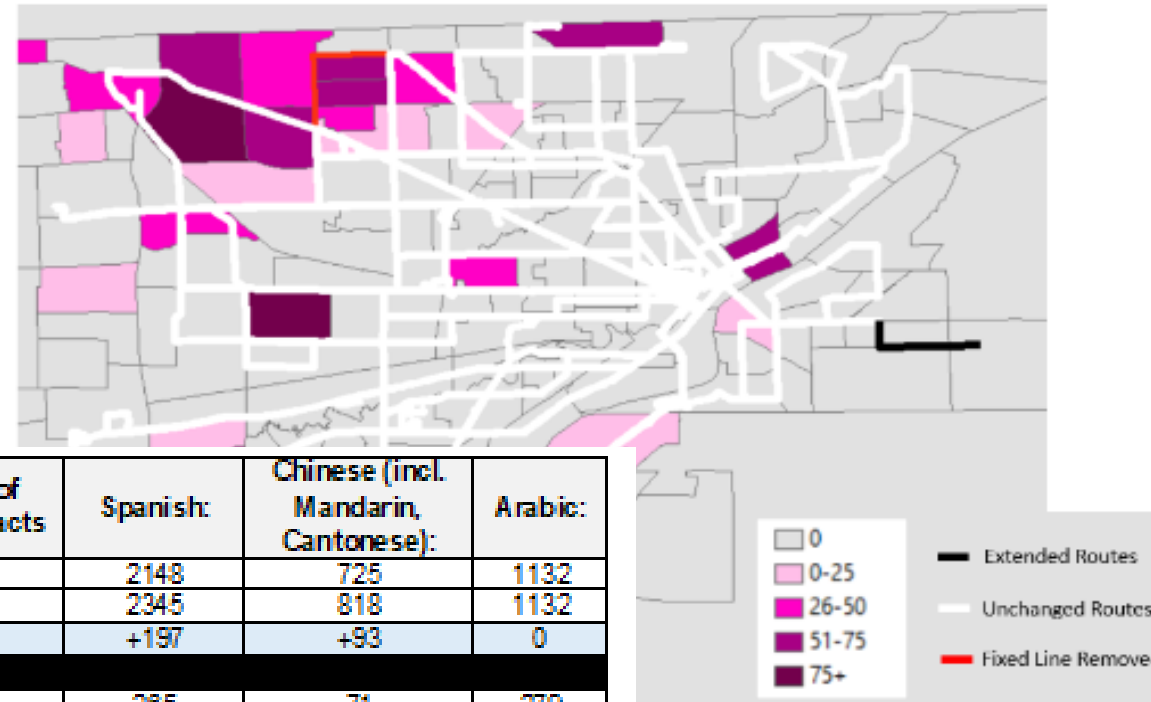
Route 51 Ridership Sample

March 26 – April 8

- Ridership sample size along Route 51 = 2245
- Alexis and Talmadge north of Monroe accounted for 92 boardings in total during the sample period (<7 per day on average)
- 61% of the area ridership occurs at the Franklin Park Mall stop



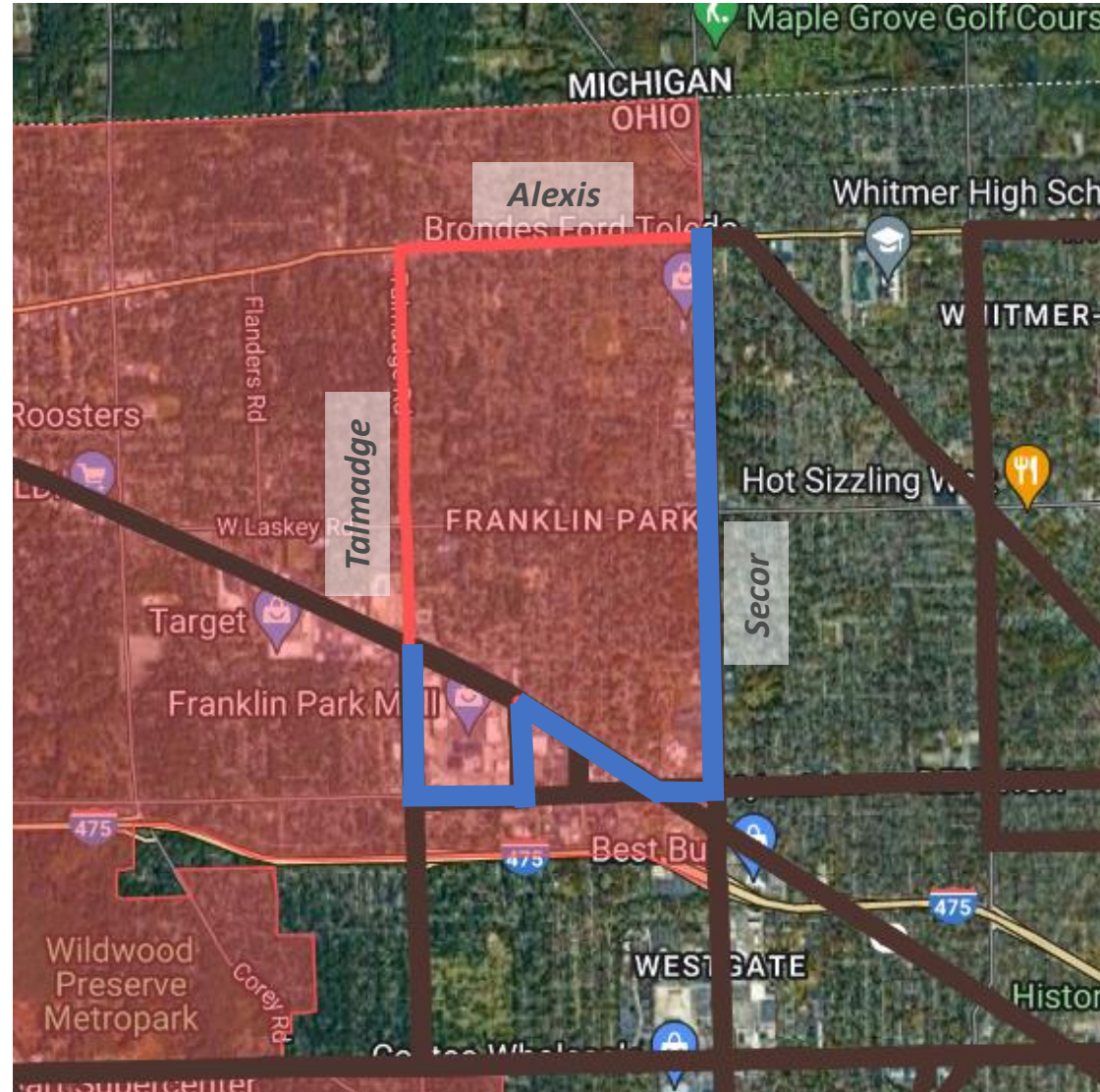
LEP Census Tract and Service Change Map: Arabic Speakers Who Speak English Less Than Very Well



	Number of Census Tracts	Spanish:	Chinese (incl. Mandarin, Cantonese):	Arabic:
Fall 2023 Fixed Route	138	2148	725	1132
Winter 2024 Fixed Route	141	2345	818	1132
Change in Service Area	+3	+197	+93	0
2 Fall 2023	21	265	71	279
2 Winter 2024	29	592	164	299
Change in Service Area	+8	+327	+93	+20
52 Fall 2023	17	184	129	233
51 Fall 2023	23	140	159	304

Route 51 Alternative

- Existing Fixed Line
- Route Removal
- Alternate Fixed Route
- Flex NW Zone





Up Next

Public Comment Period Ends

22-Sep

TARTA Board Approval

19-Oct

Implement Changes

January 2024