



TOLEDO AREA REGIONAL TRANSIT AUTHORITY
130 Knapp Street, Toledo, Ohio 43604

BOARD OF TRUSTEES MEETING
5/16/2024 | 4:00 p.m.

[ZOOM LINK FOR THE PUBLIC](#)

AGENDA

1. Call to order
2. Roll call
3. Approval of the minutes of the previous meeting, April 18, 2024
4. Public comments – Andy Cole
Reminder of Public Comment Guidelines
 - Each speaker must sign in prior to the start of the meeting.
 - Public comment is limited to 3 minutes per person or 5 minutes per group, per meeting.
 - Public comment may also be provided in writing until 12:00 p.m. on the date of the scheduled board meeting and should be emailed to Andy Cole at acole@tarta.com.
 - Please contact Andy Cole at acole@tarta.com or 419-245-5213 about providing comments at TARTA Board meetings, if special accommodations are needed to attend the meetings or with any questions.
5. Recognitions
 - a. Resolution No. 31-24, *COMMENDING KATHY SELKING FOR OUTSTANDING SERVICE AND LEADERSHIP TO THE TOLEDO AREA REGIONAL TRANSIT AUTHORITY AND TO THE RESIDENTS OF LUCAS COUNTY AND THE CITY OF ROSSFORD* – Laura Koprowski, CEO
6. Presentations
 - Ridership Part 2 – Sam Melden, Chief Communications & External Affairs Officer, Rick Bailey, Chief Customer Experience & Mobility Officer, Susan Gettum Chief of Staff
 - Quarterly Performance Management Program Update – Ehren Bingaman, TransPro Consulting

7. Report from the Policy Committee – Joel Beren, Chair
8. Report from the Finance Committee – W.L. Perryman, Chair
9. Report from the Strategic & Operational Planning Committee – Kendra Smith, Vice President
10. Consideration of pending resolutions or motions

Resolution No. 32-24, AUTHORIZING THE CHIEF EXECUTIVE OFFICER (CEO) TO EXECUTE A PURCHASE ORDER FOR THE PROCUREMENT OF ELEVEN (11) 35-FT GILLIG ELECTRIC VEHICLES (EV). – Antonio Schiavone III, Director of Maintenance

11. Reports from Officers
 - Secretary-Treasurer
 - Chief Executive Officer
 - Vice President
 - President
12. Reports and communications from Board Trustees
13. Other business
14. Designation of the next Board meeting – June 20, 2024
15. Adjourn

For questions, additional information regarding the TARTA Board of Trustees or if you require special assistance, please contact Alex Huffaker, Executive Assistant to the CEO at ahuffaker@tarta.com or 419.245.5223.



TOLEDO AREA REGIONAL TRANSIT AUTHORITY
BOARD OF TRUSTEES MEETING
130 KNAPP STREET, TOLEDO, OHIO 43604

April 18, 2024 | 4:00 P.M.

MINUTES

Call to Order – At 4:03 p.m. President Mary Morrison called the meeting to order.

Roll Call

Trustees Present: Joel Beren, Gary Gonya, Michael Hart, Mary Morrison, W. L. Perryman, Kendra Smith, Lou Thomson, Kevin Weakes and Tiffany Whitman.

Trustees Absent: Heather Baker, Valerie Fatica, Kelsie Hoagland, and Kathy Selking.

Officers Present: Laura Koprowski – CEO, Stephen Hartman & Rebecca Nowak – General Counsel

Approval of Previous Meeting Minutes

A ***motion*** was made by Lou Thomson and ***seconded*** by W.L. Perryman to approve the minutes of the March 21, 2024, Board of Trustees meeting. The motion passed unanimously.

Public Comments – There were none.

Recognitions

Willie Rough, Fixed Route Operator – Retired after 25 years of service. The board recognized Willie Rough for his 25 years of service and dedication to team TARTA.

Nathanial Hicks, Fixed Route Operator – Golden Recognition. The board recognized Nathanial Hicks for his heroic action involving reuniting a child wandering in the cold with her family.

Presentations

Talking About Ridership – Sam Melden, Chief Communications & External Affairs Officer and Rick Bailey, Chief Customer Experience & Mobility Officer. The presentation is included in the board packet.

Finance Committee

The committee met on 04-11-24 and reviewed Resolutions No.'s 21-24 – 29-24 in addition to a presentation regarding the Low-No Grant Application. The committee also had discussions with the Auditors and Maner Costerisan.

Strategic & Operational Planning Committee

The committee met on 04-11-24 and reviewed updates to the Transit Center Assessment with Wendel consulting team members. The Committee also talked about the Performance Management Program.

Performance Management Program, Alex Huffaker, Executive Assistant to the CEO and Tish Carroll, Workforce Development Program Manager presented TARTA's Mission, Vision and Values. Vice President Kendra Smith discussed changes to the Success Outcomes.

Resolutions

A **motion** was made by W.L. Perryman and **seconded** by Lou Thomson to adopt Resolution No. 21-24 - *AUTHORIZING THE CHIEF EXECUTIVE OFFICER TO EXECUTE A PURCHASE ORDER TO DUGGER ACQUISITIONS LLC TO REPLACE ALL OVERHEAD DOORS AT HQ 1127 WEST CENTRAL AVE.* The motion passed with one opposed.

A **motion** was made by W.L. Perryman and **seconded** by Joel Baren to adopt Resolution No. 22-24 - *AUTHORIZING THE CHIEF EXECUTIVE OFFICER TO EXECUTE A SIGNATURE FOR CONTINUING SERVICES WITH MASABI LLC THROUGH NEORIDE.* The motion passed unanimously.

A **motion** was made by W.L. Perryman and **seconded** by Joel Beren to adopt Resolution No. 23-24 - *AUTHORIZING THE CHIEF EXECUTIVE OFFICER TO EXECUTE A CONTRACT TO PROCURE HARDWARE, SOFTWARE AND MANAGED BACKUP SERVICES.* The motion passed with one abstention.

A **motion** was made by Kendra Smith and **seconded** by Lou Thomson to adopt Resolution No. 24-24 - *AUTHORIZING THE CHIEF EXECUTIVE OFFICER TO EXECUTE A CONTRACT WITH MY CITY TRANSPORTATION FOR PARATRANSIT VEHICLE LEASING.* The motion passed unanimously.

A **motion** was made by Michael Hart and **seconded** by Lou Thomson to adopt Resolution No. 25-24 - *AUTHORIZING THE CHIEF EXECUTIVE OFFICER TO EXECUTE A CONTRACT WITH TLC TRANSIT, LLC FOR SUPPLEMENTAL PARATRANSIT SERVICE.* The motion passed unanimously.

A **motion** was made by Lou Thomson and **seconded** by Kendra Smith to adopt Resolution No. 26-24 - *AUTHORIZING NEW SIGNATURES FOR ACTIVE BANK ACCOUNTS WITH THE FIFTH THIRD BANK OF NORTHWESTERN OHIO N. A.* The motion passed unanimously.

A **motion** was made by Lou Thomson and **seconded** by Kendra Smith to adopt Resolution No. 27-24 - *AUTHORIZING NEW SIGNATURES FOR ACTIVE BANK ACCOUNTS WITH THE HUNTINGTON NATIONAL BANK OF TOLEDO.* The motion passed unanimously.

A **motion** was made by Michael Hart and **seconded** by Lou Thomson to adopt Resolution No. 28-24 - *AUTHORIZING THE CHIEF EXECUTIVE OFFICER TO EXECUTE A*

CONTRACT INCREASE WITH BLACK AND WHITE CAB, INC. FOR SUPPLEMENTAL PARATRANSIT SERVICE. The motion passed unanimously.

A **motion** was made by Michael Hart and **seconded** by Lou Thompson to *adopt Resolution No. 29-24 - AUTHORIZING THE CHIEF EXECUTIVE OFFICER TO EXECUTE A SHORT-TERM CONTRACT WITH MmM TRANSPORTATION, LLC. FOR SUPPLEMENTAL PARATRANSIT SERVICE.* The motion passed unanimously.

A **motion** was made by Lou Thomson and **seconded** by Joel Beren to *adopt Resolution No. 30-24 - APPOINTING LAURA KOPROWSKI AS SECRETARY-TREASURER OF THE TOLEDO AREA REGIONAL TRANSIT AUTHORITY.* The motion passed unanimously.

A **motion** was made by Lou Thomson and **seconded** by W.L. Perryman to enter into Executive Session at 4:40 p.m.

Executive Session To consider the appointment, employment, dismissal, discipline, promotion, demotion or compensation of a public employee or official, or the investigation of charges or complaints against a public employee, official, licensee, or regulated individual, unless the employee, official, licensee, or regulated individual requests a public hearing by division (G)(1) of section [121.22](#) of the Revised Code.

Vote by roll call (*Y for yes, N for No, A for abstain*)

Trustees Present: Joel Beren **Y**, Gary Gonya **Y**, Michael Hart **Y**, Mary Morrison **Y**, W. L. Perryman **Y**, Kendra Smith **Y**, Lou Thomson **Y**, Kevin Weaks **Y** and Tiffany Whitman **Y**.

Executive Session ended at 4:54 p.m.

Secretary-Treasurer Report

Laura Koprowski shared that as TARTA searches for a new CFO, Procurement Manager, Zach Morrison will be stepping in to the role of Interim Director of Finance while Accounting Manager, Lucas Grams, will oversee the income statements and payroll.

Lucas Grams stated that payroll expenses are over budget due to an extra pay period in February. Materials and supplies are over budget due to maintenance and advertisement expenses being higher this month. Services are over budget due to a higher usage of Taxi services. February Sales Tax was \$3.593 million dollars and March Sales Tax was \$4.037 million dollars. In February TARTA had \$156,728 dollars in interest income.

Chief Executive Officer Report

Laura Koprowski asked COO Charles Odimgbe to provide an updated report on the status of the injured passengers and driver impacted by a recent accident involving TARTA. The passengers and driver were sent to the hospital to receive treatment. They have not been released as of yet. The bus was totaled.

Laura mentioned that year to year reporting of ridership is important as a year ago we have a 30,000 increase in ridership likely driven by recent service enhancements and the introduction of TARTA Flex. Laura shared that there are 11 new drivers starting and asked

Chief Communication & External Affairs Officer, Sam Melden to talk about an upcoming TARTA recruitment event.

Sam mentioned that on Saturday, May 11, 2024, TARTA will be hosting a recruitment event inviting the community to come visit TARTA HQ and test drive a bus. At the event TARTA's Talent Acquisition team will be following up with potential candidates.

Laura continued by sharing that the Sylvania Area Chamber of Commerce has nominated TARTA as a best organization for a second year.

Vice President Report. - nothing to report.

President Report

Mary Morrison thanked Laura Koprowski and Rick Bailey for speaking to Sylvania City Council and wished safe Travels to those traveling to Portland, Oregon for the APTA Mobility conference.

Reports and Communications from Trustees

Joel Beren requested an updated organization chart. Alex Huffaker stated that the most current organization chart may be accessed via OnBoard.

Any and All Other Business

Meeting Calendar

The Next regularly scheduled TARTA Board of Trustees meeting will take place on Thursday, May 16, 2024 at 4:00 p.m. in the Conference Room at 130 Knapp Street.

Adjournment

The meeting was adjourned at 5:12 p.m.

Certificate of Compliance

I hereby certify that all members of the Board of Trustees were given notice of the foregoing in person, by telephone, mail, or email more than 48 hours before the meeting.

Laura Koprowski
Secretary-Treasurer

Adopted:

Laura Koprowski
Secretary-Treasurer

Mary Morrison
President



TOLEDO AREA REGIONAL TRANSIT AUTHORITY



Quarterly Performance Review: 2024 Q1

Ehren Bingaman, *TransPro Managing Principal*

May 16, 2024



Success Outcome Status: 2024 Q1

Success Outcome	Points	Success Definition	Status
Employee Ownership	35	<ul style="list-style-type: none">• Complete 1 Employee Ownership survey to inform the 2025 budget.• Create an employee retention action plan by the end of 2024.	<ul style="list-style-type: none">• Contract signed• Meeting with teams to gather input on plan for completion by end of Q2
Customer Experience	30	<ul style="list-style-type: none">• Complete 1 Customer Experience survey by the end of 2024. (move to 2 in 2025)• Achieve an NPS score at or above the industry average.• Adopt a customer experience plan that is reflected in the 2025 budget.	<ul style="list-style-type: none">• Complete!• Bus: 57 TARPS: 59 Flex: 57• Draft coming in June
Financial Health	20	<ul style="list-style-type: none">• Create and adopt an outcome-based budget for 2025.	<ul style="list-style-type: none">• Align on 2025 Success Outcomes in September, Budget in Nov-Dec
Community Betterment	15	<ul style="list-style-type: none">• Complete 1 Community Betterment survey by the end of 2024. (move to 2 in 2025)• Create and adopt a CEO approved Community Betterment strategy by the end of 2024.	<ul style="list-style-type: none">• Kicked off the project earlier in the week• Defining term and collecting baseline data

Organizational Scorecard: 2024 Q1

Success Outcome	Goal Points	2024 Q1 Points	2024 Q2 Points	2024 Q3 Points	2024 Q4 Points
Employee Ownership	35	8.8			
Customer Experience	30	35.6			
Financial Health	20	6			
Community Betterment	15	11.3			
100		61.7			

**61.7 / 100
points earned**

**60.8
points possible
at present**

Organizational Scorecard:

Employee Ownership

Metric	Definition	Goal	Owner	Goal Points	Q1 Results	Points Earned
Employee Engagement Index	The overall employee engagement score (%) as defined by 4 key factors indicated in an employee survey. The 4 key factors are: (1) the % of employees who feel they understand what success looks like for TARTA and how they contribute to that success; (2) the % of employees that believe they have the resources/tools necessary to perform their duties; (3) the % of employees that feel their supervisors provide feedback on their performance; (4) and the % of employees who believe they work in a safe environment where their perspective is invited.	Establish Baseline	Ursula	15	Contract signed	3.8
Employee Retention Plan	Create an employee retention action plan by the end of 2024.	Yes	Ursula	20	Meeting with teams	5
Total Goal Points:				35		8.8

Organizational Scorecard:

Customer Experience

Metric	Definition	Goal	Owner	Goal Points	Q1 Results	Points Earned
Net Promoter Score (Bus)	Promoters minus Detractors. On a scale of 0-10 of how likely to recommend TARTA to others; Promoters are 9-10 and Detractors 0-6.	28	Rick	8	57	10.4
Net Promoter Score (TARPS)	Promoters minus Detractors	51	Rick	8	59	9.3
Net Promoter Score (Flex)	Promoters minus Detractors	Establish Baseline	Rick	6	57	6
On-Time Performance - Perception (Bus)	The percent of customers who are satisfied or very satisfied with the bus arriving on schedule.	67%	Rick	4	79%	4.7
On-Time Performance - Perception (TARPS)	The percent of customers who are satisfied or very satisfied with the bus arriving within the scheduled pickup window.	69%	Rick	4	95%	5.2
Total Goal Points:				30		35.6

Organizational Scorecard:

Financial Health

Metric	Definition	Goal	Owner	Goal Points	Q1 Results	Points Earned
Cost per Hour	Overall operating expenses divided by total revenue hours across three modes.	Establish Baseline	Rick	6	\$131.10	6
Future Sustainability	Months/Days of operating cost on hand. (Definition in process)	In Development	Sean	6		
Outcome-Based Budget	Create and adopt an outcome-based budget for 2025.	Yes	Laura	8		
Total Goal Points:				20		6

Organizational Scorecard:

Community Betterment

Metric	Definition	Goal	Owner	Goal Points	Q1 Results	Points Earned
Community Betterment Perception	The percent of the community that agree or strongly agree that TARTA makes the Toledo community better.	Establish Baseline	Sam	2	coming in July	0.5
Population Access	The percent of the total population within a 10-minute walk of transit in the major municipality of the service area.	Establish Baseline	Sean	3	72%	3
Job Connectivity - Actual	The total number of jobs accessible within a 45-minute public transportation commute in the service area.	Establish Baseline	Sean	4	3,215	4
Job Connectivity - Perception	The percent of the community that agree or strongly agree that TARTA provides access to jobs in the community.	Establish Baseline	Sam	3	coming in July	0.8
Educational Services Connectivity	The total number of educational services jobs accessible within a 45-minute public transportation commute in the service area.	Establish Baseline	Sean	1	373	1
Health Care and Social Assistance Connectivity	The total number of health care and social assistance jobs accessible within a 45-minute public transportation commute in the service area.	Establish Baseline	Sean	1	772	1
Arts, Entertainment, and Recreation Connectivity	The total number of arts, entertainment, and recreation jobs accessible within a 45-minute public transportation commute in the service area.	Establish Baseline	Sean	1	51	1
Total Goal Points:				15	11.3	

Performance Management Cadence

May 2024	Jun 2024	Jul 2024	Aug 2024	Sep 2024	Oct 2024
Q1 Performance Review In-Person & Virtual Monthly Tactics Review	Virtual Monthly Tactics Review	Q2 Performance Review Virtual & Virtual Monthly Tactics Review	Virtual Monthly Tactics Review	Virtual Monthly Tactics Review	Q3 Performance Review In-Person & Virtual Monthly Tactics Review

Nov 2024	Dec 2024	Jan 2025
Virtual Monthly Tactics Review	Virtual Monthly Tactics Review	Q4 Performance Review Virtual & Virtual Monthly Tactics Review



TOLEDO AREA REGIONAL TRANSIT AUTHORITY

RESOLUTION NO. 31-24

COMMENDING KATHY SELKING FOR OUTSTANDING SERVICE AND LEADERSHIP
TO THE TOLEDO AREA REGIONAL TRANSIT AUTHORITY AND
TO THE RESIDENTS OF LUCAS COUNTY AND THE CITY OF ROSSFORD

WHEREAS, Kathy Selking has represented the Village of Ottawa Hills on the Board of Trustees of the Toledo Area Regional Transit Authority since July of 2022; and

WHEREAS Ms. Selking has provided exceptional leadership and dedication to both the Board of Trustees and the customers who depend on TARTA every day; and

WHEREAS Ms. Selking has provided this leadership during one of the most productive periods in TARTA's history, helping to oversee the launch of a microtransit service, extension of fixed route service to Holland and Oregon, and a budget surplus; and

WHEREAS Ms. Selking has completed her service on TARTA's Board of Trustees; and

WHEREAS Ms. Selking has demonstrated uncommon leadership and commitment to this community through both her work with the Toledo Lucas County Public Library and her service on the TARTA Board.

NOW, THEREFORE, BE IT RESOLVED BY THE BOARD OF TRUSTEES OF THE TOLEDO AREA REGIONAL TRANSIT AUTHORITY, OHIO:

SECTION 1. That TARTA's Board of Trustees, management and employees recognize Kathy Selking for her considerable service to the Board of Trustees from 2022 to 2024.

SECTION 2. That Board of Trustees, management and employees hereby express sincere thanks, appreciation and commendation for outstanding leadership and exceptional commitment of time, talents and effort in representing TARTA, the entire transit community and the Village of Ottawa Hills.

SECTION 3. That the Board, management and employees of TARTA wish Kathy Selking continued success and happiness in the years to come.

SECTION 4. This resolution shall become effective immediately upon its adoption.

ADOPTED: May 16, 2024

ATTEST:

President

Secretary-Treasurer



TOLEDO AREA REGIONAL TRANSIT AUTHORITY

RESOLUTION NO. 32-24

AUTHORIZING THE CHIEF EXECUTIVE OFFICER (CEO) TO
EXECUTE A PURCHASE ORDER FOR THE PROCUREMENT OF ELEVEN (11) 35-FT GILLIG
ELECTRIC VEHICLES (EV)

WHEREAS to reduce TARTA's carbon footprint, improve the air quality for our residents, and be consistent with our Zero Emission Bus (ZEB) program, TARTA hopes to fully transition to a ZEB environment by 2037: and,

WHEREAS TARTA has received several federal and state grants for this procurement namely, FY23 Low/No, SFY24 OTP2, and TMACOG's CRP SFY24 grants, all for the purchase of EVs consistent with our ZEB program; and,

WHEREAS this purchase is necessary to assist TARTA with establishing our ZEB program, and will be accomplished through a 2020 Washington State open corporative agreement (RFP 2020 06719-01) and consistent with the federal government requirement that transit systems streamline purchase agreements to minimize customizations; and,

NOW, THEREFORE, BE IT RESOLVED BY THE BOARD OF TRUSTEES OF THE TOLEDO AREA REGIONAL TRANSIT AUTHORITY, OHIO:

SECTION 1. That the Chief Executive Officer is hereby authorized execute a Purchase Order (PO) for the purchase of eleven (11) GILLIG Electric Buses and chargers for an amount not to exceed Thirteen Million, Two Hundred Thousand Dollars (\$13,200,000).

SECTION 2. That the Secretary-Treasurer is hereby directed to forthwith certify a copy of this resolution to GILLIG, thereby notifying them of the award of this contract.

SECTION 3. That the Secretary-Treasurer is hereby directed to make a lawful certification as to the availability of said funds, and to issue a Purchase Order (PO) against said funds upon presentation of approved vouchers.

SECTION 4. That this resolution shall be effective immediately upon its adoption.

ADOPTED: May 16, 2024

President

ATTEST:

Secretary-Treasurer



March 2024 Financial Statements Executive Summary

- Payroll Expenses are under budget due to many vacant positions.
- Other Fringe Benefits are under the budget to correspond with the open positions.
- Materials and supplies have a large negative variance due to higher bus maintenance and trapeze subscription renewal in March.
- Other Miscellaneous expenses include payroll fees, printing, seminars, and laundry services.
- March Sales Tax was \$4.078 million dollars. April Sales Tax was \$3.191 million dollars.
- No grant draws were done in March however as projects are completed this will even out with the budget.
- TARTA had \$128,099 in Interest Income in March.

1127 West Central Avenue, P.O. Box 792
Toledo, Ohio 43697-0792
P: 419.243.7433 | F: 419.243.8588

TARTA.COM

TARTA Statements of Revenues, Expenses and Changes in Net Position
For the Month Ended March 31, 2024

	March Actual		March Budget		MTD Budget Variance		MTD Budget Variance %		2024 YTD Actual		2024 YTD Budget		YTD Budget Variance		YTD Budget Variance %	
Passenger Fares	\$	156,370	\$	175,000	\$	(18,630)	-11%	\$	475,161	\$	525,000	\$	(49,839)	-9%		
Contracts	\$	-	\$	-	\$	-	0%	\$	480	\$	-	\$	480	0%		
Auxillary Transportation R	\$	-	\$	-	\$	-	0%	\$	-	\$	-	\$	-	0%		
Total Operating Revenue	\$	156,370	\$	175,000	\$	(18,630)	-11%	\$	475,641	\$	525,000	\$	(49,359)	-9%		
Labor	\$	1,278,347	\$	1,559,544	\$	281,197	18%	\$	4,171,914	\$	4,678,636	\$	506,722	11%		
Healthcare	\$	591,670	\$	432,669	\$	(159,001)	-37%	\$	1,330,821	\$	1,298,007	\$	(32,814)	-3%		
Pension	\$	177,814	\$	217,611	\$	39,797	18%	\$	582,143	\$	652,834	\$	70,691	11%		
Other Fringe Benefits	\$	58,336	\$	62,758	\$	4,422	7%	\$	120,106	\$	188,276	\$	68,170	36%		
Materials and Supplies	\$	559,408	\$	302,198	\$	(257,210)	-85%	\$	1,337,029	\$	906,595	\$	(430,434)	-47%		
Services	\$	467,231	\$	497,280	\$	30,049	6%	\$	1,257,117	\$	1,491,840	\$	234,723	16%		
Fuel	\$	166,530	\$	180,918	\$	14,388	8%	\$	621,650	\$	542,754	\$	(78,896)	-15%		
Fuel Taxes	\$	20,680	\$	25,000	\$	4,320	17%	\$	84,365	\$	75,000	\$	(9,365)	-12%		
Claims and Insurance	\$	173,151	\$	80,373	\$	(92,778)	-115%	\$	173,151	\$	241,121	\$	67,970	28%		
Utilities	\$	34,343	\$	33,084	\$	(1,259)	-4%	\$	107,572	\$	99,253	\$	(8,319)	-8%		
Grant Related Expenses	\$	-	\$	10,417	\$	10,417	100%	\$	-	\$	31,251	\$	31,251	100%		
Bad Debt	\$	-	\$	-	\$	-	0%	\$	-	\$	-	\$	-	0%		
Miscellaneous	\$	59,766	\$	52,089	\$	(7,677)	-15%	\$	138,623	\$	156,267	\$	17,644	11%		
Professional	\$	43,391	\$	27,397	\$	(15,994)	-58%	\$	88,270	\$	82,191	\$	(6,079)	-7%		
Seminars	\$	-	\$	834	\$	834	100%	\$	-	\$	2,502	\$	2,502	100%		
Dues	\$	1,105	\$	459	\$	(646)	-141%	\$	2,450	\$	1,377	\$	(1,073)	-78%		
ADP Fees	\$	1,286	\$	8,500	\$	7,214	85%	\$	993	\$	25,500	\$	24,507	96%		
Subscriptions	\$	1,924	\$	559	\$	(1,365)	-244%	\$	5,450	\$	1,677	\$	(3,773)	-225%		
Other Miscel	\$	12,060	\$	12,673	\$	613	5%	\$	41,460	\$	38,019	\$	(3,441)	-9%		
Total Operating Expenses	\$	3,587,276	\$	3,453,941	\$	(133,335)	-4%	\$	9,924,490	\$	10,361,834	\$	437,344	4%		
Operating Gain/(Loss) Before	\$	(3,430,906)	\$	(3,278,941)	\$	(151,965)	-5%	\$	(9,448,850)	\$	(9,836,834)	\$	387,984	4%		
Depreciation	\$	266,666	\$	266,666	\$	-	0%	\$	799,998	\$	799,998	\$	-	0%		
Operating Gain/(Loss)	\$	(3,697,572)	\$	(3,545,607)	\$	(151,965)	-4%	\$	(10,248,848)	\$	(10,636,832)	\$	387,984	4%		
Sales Tax Levy	\$	4,078,772	\$	3,300,000	\$	778,772	24%	\$	10,855,694	\$	9,900,000	\$	955,694	10%		
LITE Funding	\$	-	\$	(70,000)	\$	70,000	-100%	\$	-	\$	(210,000)	\$	210,000	-100%		
Federal Operating and Pre	\$	-	\$	423,183	\$	(423,183)	-100%	\$	643,458	\$	1,269,549	\$	(626,091)	-49%		
State Operating and Preve	\$	-	\$	38,333	\$	(38,333)	-100%	\$	-	\$	114,999	\$	(114,999)	-100%		
Interest Income	\$	128,099	\$	33,333	\$	94,766	284%	\$	498,406	\$	99,999	\$	398,407	398%		
Gain/(Loss) on Assets	\$	-	\$	-	\$	-	0%	\$	-	\$	-	\$	-	0%		
Nontransportation revenue	\$	2,682	\$	-	\$	2,682	0%	\$	4,230	\$	-	\$	4,230	0%		
Total Nonoperating Revenue	\$	4,209,553	\$	3,724,849	\$	484,704	13%	\$	12,001,789	\$	11,174,547	\$	827,242	7%		
Net Gain/(Loss) Before Capital	\$	511,981	\$	179,242	\$	332,739	-186%	\$	1,752,941	\$	537,715	\$	1,215,226	226%		
Grant Revenue Capital Assets	\$	-	\$	1,028,088	\$	(1,028,088)	-100%	\$	1,695,303	\$	3,084,264	\$	(1,388,962)	-45%		
Net Position, End of Year	\$	511,981	\$	1,207,330	\$	(695,349)	-58%	\$	3,448,244	\$	3,621,979	\$	(173,735)	-5%		

TARTA Statements of Revenues, Expenses and Changes in Net Position
For the Month Ended March 31, 2024

Fixed Line	March Actual	March Budget	MTD Budget Variance	MTD Budget Variance %	2024 YTD Actual	2024 YTD Budget	YTD Budget Variance	YTD Budget Variance %
Labor	\$ 593,532	\$ 713,509	\$ 119,977	17%	\$ 1,977,332	\$ 2,140,529	\$ 163,197	8%
Fringe Benefits	\$ 362,324	\$ 319,404	\$ (42,920)	-13%	\$ 947,684	\$ 958,215	\$ 10,531	1%
Materials and Supplies	\$ 34,785	\$ 10,835	\$ (23,950)	-221%	\$ 127,706	\$ 32,505	\$ (95,201)	-293%
Services	\$ 11,395	\$ 5,876	\$ (5,519)	-94%	\$ 26,561	\$ 17,628	\$ (8,933)	-51%
Fuel	\$ -	\$ -	\$ -	0%	\$ -	\$ -	\$ -	0%
Fuel Taxes	\$ -	\$ -	\$ -	0%	\$ -	\$ -	\$ -	0%
Claims and Insurance	\$ 121,206	\$ 54,872	\$ (66,334)	-121%	\$ 121,206	\$ 164,618	\$ 43,412	26%
Utilities	\$ 8,481	\$ 5,918	\$ (2,563)	-43%	\$ 25,854	\$ 17,754	\$ (8,100)	-46%
Miscellaneous	\$ 1,942	\$ 1,145	\$ (797)	-70%	\$ 7,179	\$ 3,435	\$ (3,744)	-109%
Total Operating Expenses	\$ 1,133,665	\$ 1,111,559	\$ (22,106)	-2%	\$ 3,233,521	\$ 3,334,684	\$ 101,163	3%

Transit Stations								
Labor	\$ -	\$ -	\$ -	0%	\$ -	\$ -	\$ -	0%
Fringe Benefits	\$ -	\$ -	\$ -	0%	\$ -	\$ -	\$ -	0%
Materials and Supplies	\$ -	\$ 563	\$ 563	100%	\$ -	\$ 1,690	\$ 1,690	100%
Services	\$ 450	\$ 42	\$ (408)	-971%	\$ 2,823	\$ 126	\$ (2,697)	-2140%
Fuel	\$ -	\$ -	\$ -	0%	\$ -	\$ -	\$ -	0%
Fuel Taxes	\$ -	\$ -	\$ -	0%	\$ -	\$ -	\$ -	0%
Claims and Insurance	\$ -	\$ -	\$ -	0%	\$ -	\$ -	\$ -	0%
Utilities	\$ 7,055	\$ 7,084	\$ 29	0%	\$ 18,748	\$ 21,252	\$ 2,504	12%
Miscellaneous	\$ -	\$ 417	\$ 417	100%	\$ -	\$ 1,251	\$ 1,251	100%
Total Operating Expenses	\$ 7,505	\$ 8,106	\$ 601	7%	\$ 21,570	\$ 24,319	\$ 2,749	11%

Total Operating Expenses - Tran	\$ 1,141,170	\$ 1,119,665	\$ (21,505)	-2%	\$ 3,255,092	\$ 3,359,003	\$ 103,911	3%
--	---------------------	---------------------	--------------------	------------	---------------------	---------------------	-------------------	-----------

TARTA Statements of Revenues, Expenses and Changes in Net Position
For the Month Ended March 31, 2024

Maintenance	March Actual	March Budget	MTD Budget Variance	MTD Budget Variance %	2024 YTD Actual	2024 YTD Budget	YTD Budget Variance	YTD Budget Variance %
Labor	\$ 195,700	\$ 228,878	\$ 33,178	14%	\$ 627,376	\$ 686,636	\$ 59,260	9%
Fringe Benefits	\$ 119,692	\$ 94,141	\$ (25,551)	-27%	\$ 297,557	\$ 282,423	\$ (15,134)	-5%
Materials and Supplies	\$ 335,959	\$ 200,480	\$ (135,479)	-68%	\$ 776,651	\$ 601,440	\$ (175,211)	-29%
Services	\$ 32,683	\$ 21,709	\$ (10,974)	-51%	\$ 86,108	\$ 65,127	\$ (20,981)	-32%
Fuel	\$ 151,686	\$ 156,750	\$ 5,064	3%	\$ 524,084	\$ 470,250	\$ (53,834)	-11%
Fuel Taxes	\$ 20,680	\$ 25,000	\$ 4,320	17%	\$ 84,365	\$ 75,000	\$ (9,365)	-12%
Claims and Insurance	\$ -	\$ -	\$ -	0%	\$ -	\$ -	\$ -	0%
Utilities	\$ 10,202	\$ 10,620	\$ 418	4%	\$ 36,630	\$ 31,861	\$ (4,769)	-15%
Miscellaneous	\$ 6,416	\$ 5,417	\$ (999)	-18%	\$ 19,549	\$ 16,251	\$ (3,298)	-20%
Total Operating Expenses	\$ 873,017	\$ 742,995	\$ (130,022)	-17%	\$ 2,452,318	\$ 2,228,988	\$ (223,330)	-10%

Maintenance - TARPS								
Labor	\$ -	\$ -	\$ -	0%	\$ -	\$ -	\$ -	0%
Fringe Benefits	\$ -	\$ -	\$ -	0%	\$ -	\$ -	\$ -	0%
Materials and Supplies	\$ 17,035	\$ 15,624	\$ (1,411)	-9%	\$ 35,416	\$ 46,872	\$ 11,456	24%
Services	\$ -	\$ 4,167	\$ 4,167	100%	\$ -	\$ 12,501	\$ 12,501	100%
Fuel	\$ 9,560	\$ 20,834	\$ 11,274	54%	\$ 75,330	\$ 62,502	\$ (12,828)	-21%
Fuel Taxes	\$ -	\$ -	\$ -	0%	\$ -	\$ -	\$ -	0%
Claims and Insurance	\$ -	\$ -	\$ -	0%	\$ -	\$ -	\$ -	0%
Utilities	\$ 1,180	\$ 2,501	\$ 1,321	53%	\$ 3,565	\$ 7,503	\$ 3,938	52%
Miscellaneous	\$ -	\$ 84	\$ 84	100%	\$ -	\$ 252	\$ 252	100%
Total Operating Expenses	\$ 27,775	\$ 43,210	\$ 15,435	36%	\$ 114,311	\$ 129,630	\$ 15,319	12%

Total Operating Expenses - Main	\$ 900,793	\$ 786,205	\$ (114,588)	-15%	\$ 2,566,629	\$ 2,358,618	\$ (208,011)	-9%
--	-------------------	-------------------	---------------------	-------------	---------------------	---------------------	---------------------	------------

TARTA Statements of Revenues, Expenses and Changes in Net Position
For the Month Ended March 31, 2024

Information Systems	March Actual	March Budget	MTD Budget Variance	MTD Budget Variance %	2024 YTD Actual	2024 YTD Budget	YTD Budget Variance	YTD Budget Variance %
Labor	\$ 21,161	\$ 22,753	\$ 1,592	7%	\$ 72,509	\$ 68,259	\$ (4,250)	-6%
Fringe Benefits	\$ 12,727	\$ 9,253	\$ (3,474)	-38%	\$ 29,753	\$ 27,759	\$ (1,994)	-7%
Materials and Supplies	\$ 119,805	\$ 38,253	\$ (81,552)	-213%	\$ 217,410	\$ 114,759	\$ (102,651)	-89%
Services	\$ 5,258	\$ 31,419	\$ 26,161	83%	\$ 11,424	\$ 94,257	\$ 82,833	88%
Fuel	\$ -	\$ -	\$ -	0%	\$ -	\$ -	\$ -	0%
Fuel Taxes	\$ -	\$ -	\$ -	0%	\$ -	\$ -	\$ -	0%
Claims and Insurance	\$ -	\$ -	\$ -	0%	\$ -	\$ -	\$ -	0%
Utilities	\$ -	\$ -	\$ -	0%	\$ -	\$ -	\$ -	0%
Miscellaneous	\$ 1,924	\$ 292	\$ (1,632)	-559%	\$ 4,082	\$ 876	\$ (3,206)	-366%
Total Operating Expenses	\$ 160,875	\$ 101,970	\$ (58,905)	-58%	\$ 335,178	\$ 305,910	\$ (29,268)	-10%
Total Operating Expenses - Information Systems	\$ 160,875	\$ 101,970	\$ (58,905)	-58%	\$ 335,178	\$ 305,910	\$ (29,268)	-10%

TARTA Statements of Revenues, Expenses and Changes in Net Position
For the Month Ended March 31, 2024

Paratransit	March Actual	March Budget	MTD Budget Variance	MTD Budget Variance %	2024 YTD Actual	2024 YTD Budget	YTD Budget Variance	YTD Budget Variance %
Labor	\$ 197,783	\$ 263,636	\$ 65,853	25%	\$ 678,861	\$ 790,908	\$ 112,047	14%
Fringe Benefits	\$ 122,793	\$ 115,134	\$ (7,659)	-7%	\$ 320,453	\$ 345,402	\$ 24,949	7%
Materials and Supplies	\$ 74	\$ 1,085	\$ 1,011	93%	\$ 279	\$ 3,255	\$ 2,976	91%
Services	\$ 187,822	\$ 204,584	\$ 16,762	8%	\$ 493,821	\$ 613,752	\$ 119,931	20%
Fuel	\$ -	\$ -	\$ -	0%	\$ -	\$ -	\$ -	0%
Fuel Taxes	\$ -	\$ -	\$ -	0%	\$ -	\$ -	\$ -	0%
Claims and Insurance	\$ 51,945	\$ 24,167	\$ (27,778)	-115%	\$ 51,945	\$ 72,501	\$ 20,556	28%
Utilities	\$ 5,147	\$ 5,709	\$ 562	10%	\$ 15,175	\$ 17,127	\$ 1,952	11%
Miscellaneous	\$ 3,779	\$ 1,584	\$ (2,195)	-139%	\$ 3,893	\$ 4,752	\$ 859	18%
Total Operating Expenses	\$ 569,343	\$ 615,899	\$ 46,556	8%	\$ 1,564,427	\$ 1,847,697	\$ 283,270	15%

Mobility Specialist

Labor	\$ 9,231	\$ -	\$ (9,231)	0%	\$ 10,962	\$ -	\$ (10,962)	0%
Fringe Benefits	\$ 5,032	\$ -	\$ (5,032)	0%	\$ 5,990	\$ -	\$ (5,990)	0%
Materials and Supplies	\$ 1,129	\$ -	\$ (1,129)	0%	\$ 3,774	\$ -	\$ (3,774)	0%
Services	\$ -	\$ -	\$ -	0%	\$ -	\$ -	\$ -	0%
Fuel	\$ -	\$ -	\$ -	0%	\$ -	\$ -	\$ -	0%
Fuel Taxes	\$ -	\$ -	\$ -	0%	\$ -	\$ -	\$ -	0%
Claims and Insurance	\$ -	\$ -	\$ -	0%	\$ -	\$ -	\$ -	0%
Utilities	\$ -	\$ -	\$ -	0%	\$ -	\$ -	\$ -	0%
Miscellaneous	\$ -	\$ -	\$ -	0%	\$ -	\$ -	\$ -	0%
Total Operating Expenses	\$ 15,391	\$ -	\$ (15,391)	0%	\$ 20,726	\$ -	\$ (20,726)	0%

Eligibility Specialists

Labor	\$ -	\$ 10,417	\$ 10,417	100%	\$ -	\$ 31,251	\$ 31,251	100%
Fringe Benefits	\$ -	\$ 4,474	\$ 4,474	100%	\$ -	\$ 13,422	\$ 13,422	100%
Materials and Supplies	\$ -	\$ 459	\$ 459	100%	\$ -	\$ 1,377	\$ 1,377	100%
Services	\$ -	\$ 1,001	\$ 1,001	100%	\$ -	\$ 3,003	\$ 3,003	100%
Fuel	\$ -	\$ -	\$ -	0%	\$ -	\$ -	\$ -	0%
Fuel Taxes	\$ -	\$ -	\$ -	0%	\$ -	\$ -	\$ -	0%
Claims and Insurance	\$ -	\$ -	\$ -	0%	\$ -	\$ -	\$ -	0%
Utilities	\$ -	\$ -	\$ -	0%	\$ -	\$ -	\$ -	0%
Miscellaneous	\$ -	\$ 168	\$ 168	100%	\$ -	\$ 504	\$ 504	100%
Total Operating Expenses	\$ -	\$ 16,519	\$ 16,519	100%	\$ -	\$ 49,557	\$ 49,557	100%

Total Operating Expenses - Paratransit	\$ 584,735	\$ 632,418	\$ 47,683	8%	\$ 1,585,152	\$ 1,897,254	\$ 312,102	16%
---	-------------------	-------------------	------------------	-----------	---------------------	---------------------	-------------------	------------

TARTA Statements of Revenues, Expenses and Changes in Net Position
For the Month Ended March 31, 2024

Customer Service	March Actual		March Budget		MTD Budget Variance		MTD Budget Variance %		2024 YTD Actual		2024 YTD Budget		YTD Budget Variance		YTD Budget Variance %	
Labor	\$	46,740	\$	63,801	\$	17,061	27%	\$	159,745	\$	191,403	\$	31,658	17%		
Fringe Benefits	\$	26,936	\$	32,655	\$	5,719	18%	\$	66,684	\$	97,965	\$	31,281	32%		
Materials and Supplies	\$	-	\$	125	\$	125	100%	\$	-	\$	375	\$	375	100%		
Services	\$	-	\$	-	\$	-	0%	\$	-	\$	-	\$	-	0%		
Fuel	\$	-	\$	-	\$	-	0%	\$	-	\$	-	\$	-	0%		
Fuel Taxes	\$	-	\$	-	\$	-	0%	\$	-	\$	-	\$	-	0%		
Claims and Insurance	\$	-	\$	-	\$	-	0%	\$	-	\$	-	\$	-	0%		
Utilities	\$	-	\$	-	\$	-	0%	\$	-	\$	-	\$	-	0%		
Miscellaneous	\$	-	\$	417	\$	417	100%	\$	-	\$	1,251	\$	1,251	100%		
Total Operating Expenses	\$	73,676	\$	96,998	\$	23,322	24%	\$	226,429	\$	290,994	\$	64,565	22%		
Total Operating Expenses - Customer Service	\$	73,676	\$	96,998	\$	23,322	24%	\$	226,429	\$	290,994	\$	64,565	22%		

Microtransit	March Actual	March Budget	MTD Budget Variance	MTD Budget Variance %	2024 YTD Actual	2024 YTD Budget	YTD Variance	YTD Budget Variance %
Labor	\$ 39,400	\$ 39,398	\$ (2)	0%	\$ 118,188	\$ 118,194	\$ 6	0%
Fringe Benefits	\$ 27,208	\$ 18,930	\$ (8,278)	-44%	\$ 67,744	\$ 56,790	\$ (10,954)	-19%
Materials and Supplies	\$ 169	\$ -	\$ (169)	0%	\$ 238	\$ -	\$ (238)	0%
Services	\$ -	\$ 84	\$ 84	100%	\$ -	\$ 252	\$ 252	100%
Fuel	\$ 5,284	\$ 3,334	\$ (1,950)	-58%	\$ 22,237	\$ 10,002	\$ (12,235)	-122%
Fuel Taxes	\$ -	\$ -	\$ -	0%	\$ -	\$ -	\$ -	0%
Claims and Insurance	\$ -	\$ -	\$ -	0%	\$ -	\$ -	\$ -	0%
Utilities	\$ -	\$ -	\$ -	0%	\$ -	\$ -	\$ -	0%
Miscellaneous & Rent	\$ 31,491	\$ 18,750	\$ (12,741)	-68%	\$ 94,494	\$ 56,250	\$ (38,244)	-68%
Total Operating Expenses	\$ 103,552	\$ 80,496	\$ (23,056)	-29%	\$ 302,901	\$ 241,488	\$ (61,413)	-25%
			\$ -					

TARTA Statements of Revenues, Expenses and Changes in Net Position
For the Month Ended March 31, 2024

Personnel	March Actual		March Budget		MTD Budget Variance		MTD Budget Variance %		2024 YTD Actual		2024 YTD Budget		YTD Budget Variance		YTD Budget Variance %	
Labor	\$	33,855	\$	35,848	\$	1,993	6%	\$	74,887	\$	107,544	\$	32,657	30%		
Fringe Benefits	\$	47,647	\$	39,154	\$	(8,493)	-22%	\$	89,699	\$	117,462	\$	27,763	24%		
Materials and Supplies	\$	1,102	\$	2,727	\$	1,625	60%	\$	1,204	\$	8,181	\$	6,977	85%		
Services	\$	42,176	\$	11,542	\$	(30,634)	-265%	\$	158,264	\$	34,626	\$	(123,638)	-357%		
Fuel	\$	-	\$	-	\$	-	0%	\$	-	\$	-	\$	-	0%		
Fuel Taxes	\$	-	\$	-	\$	-	0%	\$	-	\$	-	\$	-	0%		
Claims and Insurance	\$	-	\$	-	\$	-	0%	\$	-	\$	-	\$	-	0%		
Utilities	\$	-	\$	-	\$	-	0%	\$	-	\$	-	\$	-	0%		
Miscellaneous	\$	24,257	\$	6,710	\$	(17,547)	-262%	\$	46,344	\$	20,130	\$	(26,214)	-130%		
Total Operating Expenses	\$	149,037	\$	95,981	\$	(53,056)	-55%	\$	370,398	\$	287,943	\$	(82,455)	-29%		
Total Operating Expenses - Personnel	\$	149,037	\$	95,981	\$	(53,056)	-55%	\$	370,398	\$	287,943	\$	(82,455)	-29%		

Safety & Training	March Actual	March Budget	MTD Budget Variance	MTD Budget Variance %	2024 YTD Actual	2024 YTD Budget	YTD Variance	YTD Budget Variance %
Labor	\$ 20,285	\$ 22,718	\$ 2,433	11%	\$ 62,784	\$ 68,154	\$ 5,370	8%
Fringe Benefits	\$ 11,411	\$ 10,651	\$ (760)	-7%	\$ 25,842	\$ 31,953	\$ 6,111	19%
Materials and Supplies	\$ -	\$ 417	\$ 417	100%	\$ 1,174	\$ 1,251	\$ 77	6%
Services	\$ 38,858	\$ 28,101	\$ (10,757)	-38%	\$ 95,905	\$ 84,303	\$ (11,602)	-14%
Fuel	\$ -	\$ -	\$ -	0%	\$ -	\$ -	\$ -	0%
Fuel Taxes	\$ -	\$ -	\$ -	0%	\$ -	\$ -	\$ -	0%
Claims and Insurance	\$ -	\$ -	\$ -	0%	\$ -	\$ -	\$ -	0%
Utilities	\$ -	\$ -	\$ -	0%	\$ -	\$ -	\$ -	0%
Miscellaneous	\$ 1,069	\$ 1,000	\$ (69)	-7%	\$ 1,725	\$ 3,000	\$ 1,275	42%
Total Operating Expenses	\$ 71,623	\$ 62,887	\$ (8,736)	-14%	\$ 187,430	\$ 188,661	\$ 1,231	1%

Workforce Development	March Actual	March Budget	MTD Budget Variance	MTD Budget Variance %	2024 YTD Actual	2024 YTD Budget	YTD Variance	YTD Budget Variance %
Labor	\$ -	\$ 5,100	\$ 5,100	100%	\$ -	\$ 15,300	\$ 15,300	100%
Fringe Benefits	\$ -	\$ 2,219	\$ 2,219	100%	\$ -	\$ 6,657	\$ 6,657	100%
Materials and Supplies	\$ -	\$ -	\$ -	0%	\$ -	\$ -	\$ -	0%
Services	\$ -	\$ -	\$ -	0%	\$ -	\$ -	\$ -	0%
Fuel	\$ -	\$ -	\$ -	0%	\$ -	\$ -	\$ -	0%
Fuel Taxes	\$ -	\$ -	\$ -	0%	\$ -	\$ -	\$ -	0%
Claims and Insurance	\$ -	\$ -	\$ -	0%	\$ -	\$ -	\$ -	0%
Utilities	\$ -	\$ -	\$ -	0%	\$ -	\$ -	\$ -	0%
Miscellaneous & Rent	\$ -	\$ 2,458	\$ 2,458	100%	\$ -	\$ 7,374	\$ 7,374	100%
Total Operating Expenses	\$ -	\$ 9,777	\$ 9,777	100%	\$ -	\$ 29,331	\$ 29,331	100%
			\$ -					

TARTA Statements of Revenues, Expenses and Changes in Net Position
For the Month Ended March 31, 2024

Planning	March Actual		March Budget		MTD Budget Variance		MTD Budget Variance %		2024 YTD Actual		2024 YTD Budget		YTD Budget Variance		YTD Budget Variance %	
Labor	\$	10,075	\$	16,725	\$	6,650	40%	\$	31,468	\$	50,175	\$	18,707	37%		
Fringe Benefits	\$	6,201	\$	6,885	\$	684	10%	\$	13,349	\$	20,655	\$	7,306	35%		
Materials and Supplies	\$	-	\$	209	\$	209	100%	\$	-	\$	627	\$	627	100%		
Services	\$	-	\$	40,417	\$	40,417	100%	\$	-	\$	121,251	\$	121,251	100%		
Fuel	\$	-	\$	-	\$	-	0%	\$	-	\$	-	\$	-	0%		
Fuel Taxes	\$	-	\$	-	\$	-	0%	\$	-	\$	-	\$	-	0%		
Claims and Insurance	\$	-	\$	-	\$	-	0%	\$	-	\$	-	\$	-	0%		
Utilities	\$	-	\$	-	\$	-	0%	\$	-	\$	-	\$	-	0%		
Miscellaneous	\$	-	\$	501	\$	501	100%	\$	-	\$	1,503	\$	1,503	100%		
Total Operating Expenses	\$	16,276	\$	64,737	\$	48,461	75%	\$	44,817	\$	194,211	\$	149,394	77%		

TARTA Statements of Revenues, Expenses and Changes in Net Position
For the Month Ended March 31, 2024

Administrative	March Actual	March Budget	MTD Budget Variance	MTD Budget Variance %	2024 YTD Actual	2024 YTD Budget	YTD Budget Variance	YTD Budget Variance %
Labor	\$ -	\$ -	\$ -	0%	\$ -	\$ -	\$ -	0%
Fringe Benefits	\$ -	\$ -	\$ -	0%	\$ -	\$ -	\$ -	0%
Materials and Supplies	\$ 616	\$ 3,334	\$ 2,718	82%	\$ 8,050	\$ 10,002	\$ 1,952	20%
Services	\$ 43,926	\$ 15,835	\$ (28,091)	-177%	\$ 78,569	\$ 47,505	\$ (31,064)	-65%
Fuel	\$ -	\$ -	\$ -	0%	\$ -	\$ -	\$ -	0%
Fuel Taxes	\$ -	\$ -	\$ -	0%	\$ -	\$ -	\$ -	0%
Claims and Insurance	\$ -	\$ 1,334	\$ 1,334	100%	\$ -	\$ 4,002	\$ 4,002	100%
Utilities	\$ 2,278	\$ 1,252	\$ (1,026)	-82%	\$ 7,599	\$ 3,756	\$ (3,843)	-102%
Miscellaneous	\$ 4,313	\$ 5,834	\$ 1,521	26%	\$ 7,869	\$ 17,502	\$ 9,633	55%
Total Operating Expenses	\$ 51,132	\$ 27,589	\$ (23,543)	-85%	\$ 102,087	\$ 82,767	\$ (19,320)	-23%

Office of the CEO								
Labor	\$ 26,632	\$ 33,593	\$ 6,961	21%	\$ 91,769	\$ 100,779	\$ 9,010	9%
Fringe Benefits	\$ 16,791	\$ 15,918	\$ (873)	-5%	\$ 39,870	\$ 47,754	\$ 7,884	17%
Materials and Supplies	\$ 216	\$ 168	\$ (48)	-29%	\$ 12,378	\$ 504	\$ (11,874)	-2356%
Services	\$ 9,244	\$ 8,418	\$ (826)	-10%	\$ 20,108	\$ 25,254	\$ 5,146	20%
Fuel	\$ -	\$ -	\$ -	0%	\$ -	\$ -	\$ -	0%
Fuel Taxes	\$ -	\$ -	\$ -	0%	\$ -	\$ -	\$ -	0%
Claims and Insurance	\$ -	\$ -	\$ -	0%	\$ -	\$ -	\$ -	0%
Utilities	\$ -	\$ -	\$ -	0%	\$ -	\$ -	\$ -	0%
Miscellaneous	\$ 13,232	\$ 14,167	\$ 935	7%	\$ 23,703	\$ 42,501	\$ 18,798	44%
Total Operating Expenses	\$ 66,115	\$ 72,264	\$ 6,149	9%	\$ 187,827	\$ 216,792	\$ 28,965	13%

Accounting								
Labor	\$ 54,881	\$ 69,968	\$ 15,087	22%	\$ 184,874	\$ 209,904	\$ 25,030	12%
Fringe Benefits	\$ 34,383	\$ 25,225	\$ (9,158)	-36%	\$ 79,898	\$ 75,675	\$ (4,223)	-6%
Materials and Supplies	\$ 290	\$ 8,502	\$ 8,212	97%	\$ 655	\$ 25,506	\$ 24,851	97%
Services	\$ 63,297	\$ 57,418	\$ (5,879)	-10%	\$ 182,246	\$ 172,254	\$ (9,992)	-6%
Fuel	\$ -	\$ -	\$ -	0%	\$ -	\$ -	\$ -	0%
Fuel Taxes	\$ -	\$ -	\$ -	0%	\$ -	\$ -	\$ -	0%
Claims and Insurance	\$ -	\$ -	\$ -	0%	\$ -	\$ -	\$ -	0%
Utilities	\$ -	\$ -	\$ -	0%	\$ -	\$ -	\$ -	0%
Miscellaneous	\$ 643	\$ 9,351	\$ 8,708	93%	\$ 14,405	\$ 28,053	\$ 13,648	49%
Total Operating Expenses	\$ 153,493	\$ 170,464	\$ 16,971	10%	\$ 462,079	\$ 511,392	\$ 49,313	10%

Total Operating Expenses - Administration & Finance	\$ 270,741	\$ 270,317	\$ (424)	0%	\$ 751,993	\$ 810,951	\$ 58,958	7%
--	-------------------	-------------------	-----------------	-----------	-------------------	-------------------	------------------	-----------

TARTA Statements of Revenues, Expenses and Changes in Net Position
For the Month Ended March 31, 2024

Communications	March Actual	March Budget	MTD Budget Variance	MTD Budget Variance %	2024 YTD Actual	2024 YTD Budget	YTD Budget Variance	YTD Budget Variance %
Labor	\$ 29,072	\$ 33,200	\$ 4,128	12%	\$ 81,160	\$ 99,600	\$ 18,440	19%
Fringe Benefits	\$ 18,652	\$ 12,327	\$ (6,325)	-51%	\$ 36,677	\$ 36,981	\$ 304	1%
Materials and Supplies	\$ 48,229	\$ 19,417	\$ (28,812)	-148%	\$ 152,095	\$ 58,251	\$ (93,844)	-161%
Services	\$ 632	\$ 47,917	\$ 47,285	99%	\$ 6,795	\$ 143,751	\$ 136,956	95%
Fuel	\$ -	\$ -	\$ -	0%	\$ -	\$ -	\$ -	0%
Fuel Taxes	\$ -	\$ -	\$ -	0%	\$ -	\$ -	\$ -	0%
Claims and Insurance	\$ -	\$ -	\$ -	0%	\$ -	\$ -	\$ -	0%
Utilities	\$ -	\$ -	\$ -	0%	\$ -	\$ -	\$ -	0%
Miscellaneous	\$ 2,191	\$ 2,544	\$ 353	14%	\$ 9,874	\$ 7,632	\$ (2,242)	-29%
Total Operating Expenses	\$ 98,776	\$ 115,405	\$ 16,629	14%	\$ 286,601	\$ 346,215	\$ 59,614	17%
Total Operating Expenses - Communications	\$ 98,776	\$ 115,405	\$ 16,629	14%	\$ 286,601	\$ 346,215	\$ 59,614	17%

Monthly Recap

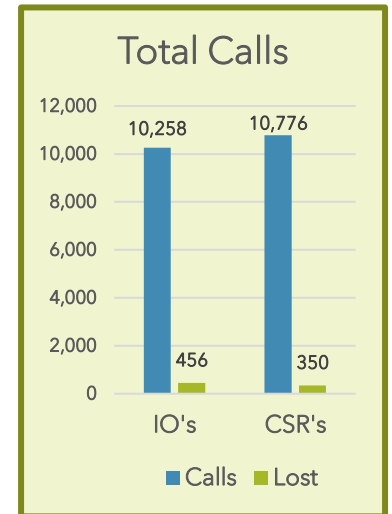
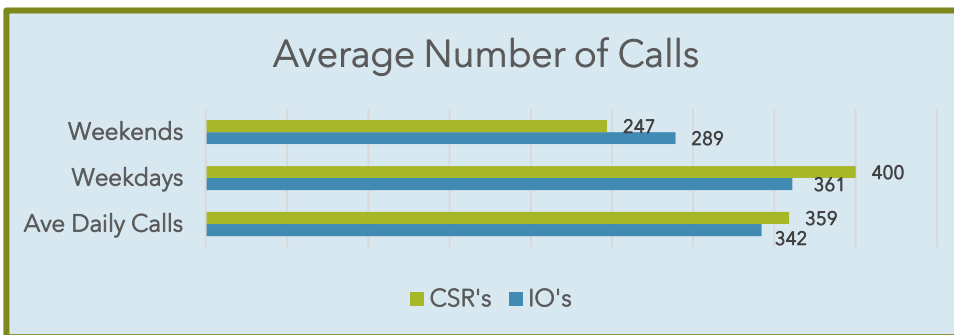
April 2024



Phone Stats:

	TARTA IOs	CSRs
Total Calls	10,258	10,776
<i>Difference from March</i>	<i>-417 (-4%)</i>	<i>-77 (-0.7%)</i>
Lost Calls	456	350
% Lost Calls	4%	3%

Both IOs and CSRs handle Flex calls



Special Events Transportation:
April 28 - 252 Riders:
Mercy Health Glass City Marathon



Ridership Stats:

	TARTA Fixed**	Flex Riders	Flex Trips	TARPS Riders*	TARPS Trips*
Total Rides	160,785	4,278	4,064	21,313	15,450
<i>Difference from March</i>	<i>+3,067 (+2%)</i>	<i>+192 (+5%)</i>	<i>+161 (+4%)</i>	<i>-1,418 (-6%)</i>	<i>-1,305 (-8%)</i>
April 2023	126,764	2,147	1,990	16,500	15,096
Weekday Average	6,180	159	98	n/a	738

*Includes TARPS, BW, MN, CTW (70% TARPS)

** Fixed route totals include Flex & SET

Fixed Route Top Performers

Route #	April Riders	<i>Difference from March</i>	Weekday Average
2	19,587	<i>+889 (+5%)</i>	751
5	14,586	<i>-68 (-0.5%)</i>	575
19	14,167	<i>+1,474 (+11%)</i>	559
31	14,143	<i>-327 (-2%)</i>	546

Fixed Route Ridership counts are no longer manual!
As of 2024, these figures will be from the APC (Automated Passenger Counter) system!

ADA Applications - TARPS

	New	Recert	Baby & Me
Totals	62	49	25
<i>Difference from March</i>	<i>-2</i>	<i>-</i>	<i>+6</i>

Reduced Fare Applications - April

Received	79
Completed	71 (90%)
Pending	8



Ridership by Area

January ~ April 2024

Fixed Route Lines		TARPS	
Route	Description	Riders	Trips
2	Flower Hospital via Toledo Hospital to Oregon	70,646	9,326
5	Flower Hospital/ Walmart via Dorr	54,863	7,830
31	UTMC or Maumee via Glendale	54,419	6,831
19	Franklin Park Mall via Cherry/ Sylvania Ave	50,764	4,862
32	Holland/Spring Meadows via South/Airport	35,243	3,978
15	Meijer Alexis via Suder or Summit	32,715	3,923
14	Hollywood Casino/East Broadway	31,779	3,833
22	Franklin Park Mall/ UT Campus/Bancroft	31,690	3,360
17	Miracle Mile-LeGrange/Bennett or Eleanor	28,701	3,371
16	Meijer Alexis via Manhattan	28,666	3,197
26	Miracle Mile via Berdan or Lewis	28,203	2,989
20	Franklin Park Mall or Meijer via Central Ave	27,797	2,189
10L	Rossford Meijer/Amazon via Hollywood Casino	25,654	2,052
27	Walmart or South Ave via Nebraska or Hill	24,701	1,418
33	UTMC Via Indiana/Junction/Arlington	18,774	1,265
34	UTMC via western/Detroit/Byrne	17,434	711
12	Birmingham via Main/Starr/Front	17,375	599
3	Franklin Park Mall/ VA Clinic Crosstown	10,533	555
52	Franklin Park Mall-Secor	4,857	533
51	Franklin Park Mall-Talmdage (ended Jan. 6)	109	476
		594,923	63,472

Highest Daily Rides Count:
April 19: **179** Completed



Highest Daily Met Demand:
April 1: **98.8%**

Bookings:
51.6% - App
47.8% - Agent
0.6% - Web

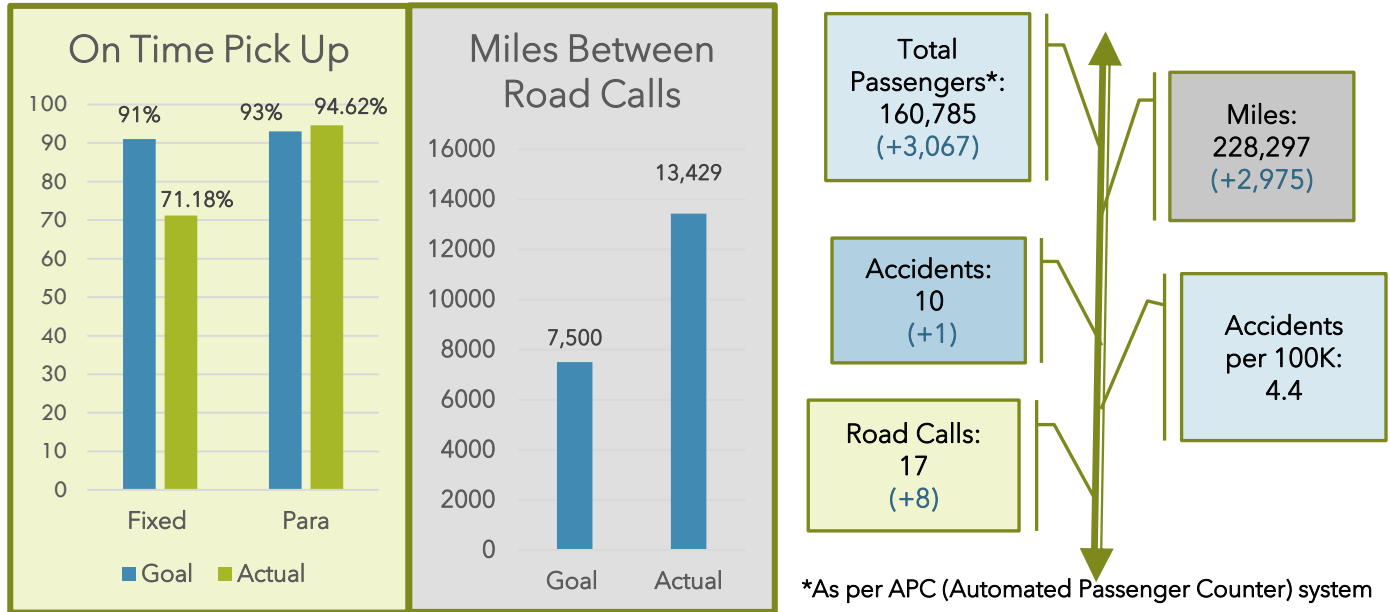
Rides:
89.6% - Pre-Booked
10.4% - On Demand

Average Met Demand:
89.92%

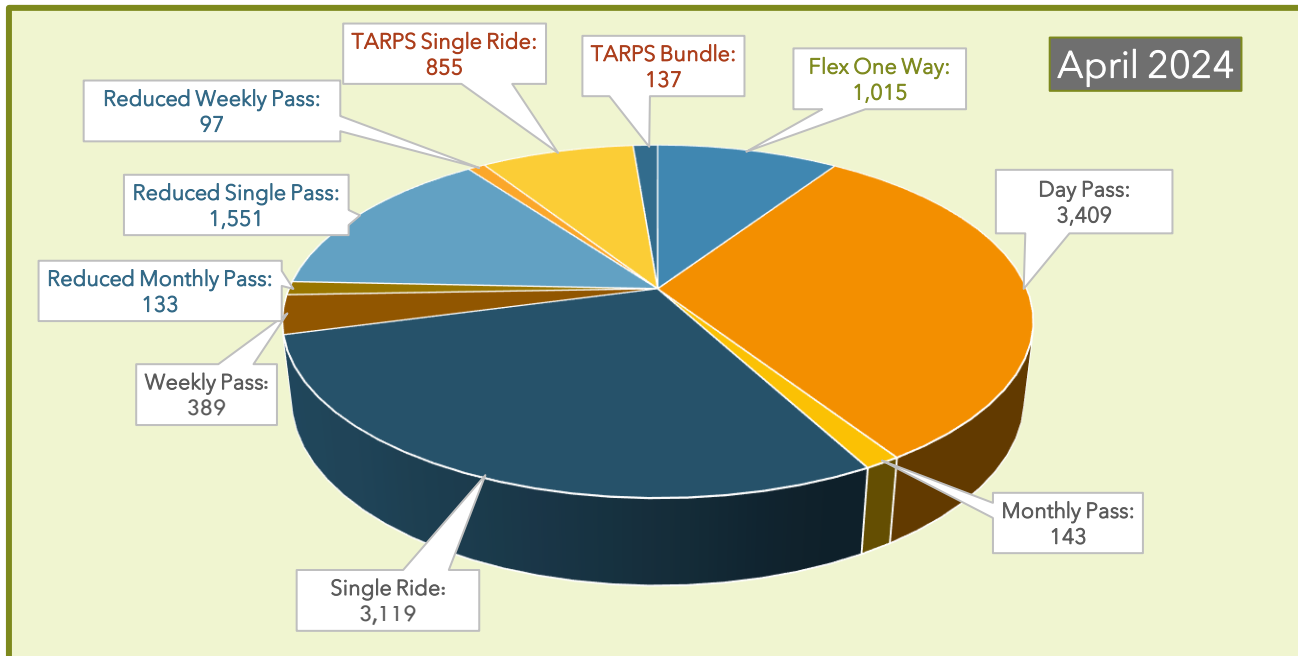
Total Flex Accounts To Date: **5,670** (+480 in April)
Total App installs To Date: **3,481** (45 in April)



Operations ~ Fixed:



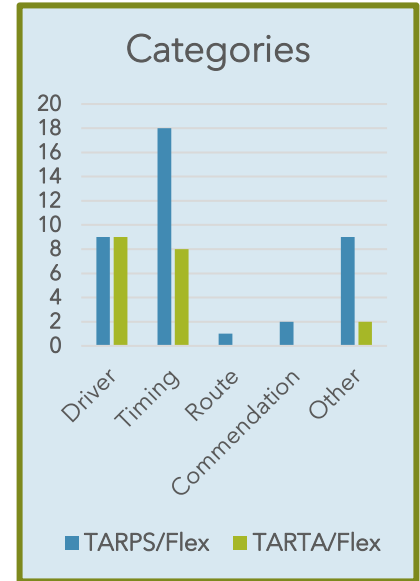
EZFare Passes Sold:



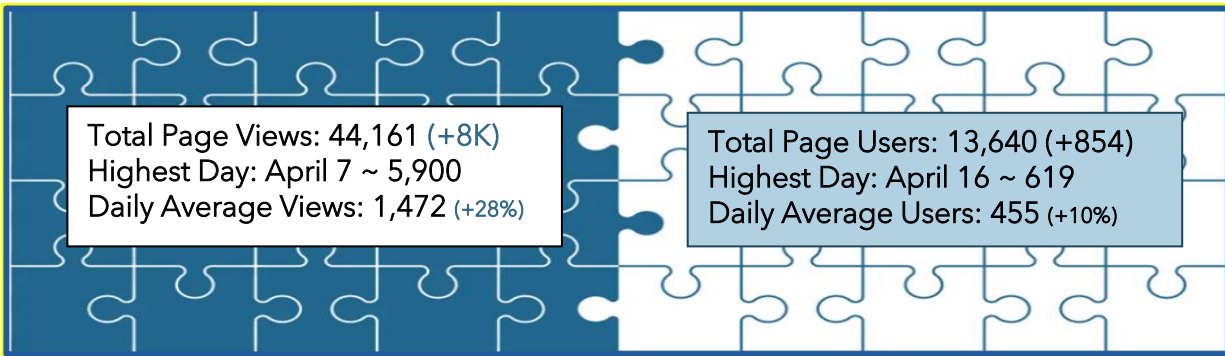


Complaints/Feedback:

Total Comments	Valid?	Complaints (vs feedback)
<ul style="list-style-type: none"> •Fixed: 19 •TARPS: 39 •(39% Taxi - 19% Flex) 	<ul style="list-style-type: none"> •Fixed: 17 (89%) •TARPS: 37 (95%) 	<ul style="list-style-type: none"> •Fixed: 17 •TARPS: 37



Website: (+ / - last month)



Social Media Impacts: (+ / - last month)

	44 Total Posts (+3/+7%)	3,500 Impressions* (+450/+15%)	104 Engagements** (+10/+11%)	13 Post Link Clicks (+3/+30%) 0 New Followers
	45 Total Posts (-/-)	33,500 Impressions (+6K/+22%)	2,220 Engagements (+190/+9%)	256 Post Link Clicks (+144/+128%) 0 New Followers
	82 Total Posts (+12/+17%)	15,100 Impressions (+10K/+250%)	334 Engagements (+59/+21%)	10 New Followers
	39 Total Posts (+3/+8%)	9,030 Impressions (+1,260/+16%)	1,030 Engagements (+10/+1%)	716 Post Link Clicks (+10/+1.5%) 0 New Followers

Note: Social Media Impacts are now based on data and reports we obtain via our subscription with Meltwater.

*Impression= Total number of times the media object has been seen

**Engagement= Total number of times users liked, commented, and saved the posts



Marketing – Paid Ads:

- Email Outreach:
 - April 14: Newsletter Open Rate 25%/Click Rate 1%
- Paid Advertisements:
 - Billboard
 - Drive the Bus
 - Youth Summer Blast Pass
 - La Prensa
 - Youth Summer Blast Pass Half Page
 - Maumee Mirror
 - Youth Summer Blast Pass Half Page
 - Press Publications
 - Youth Summer Blast Pass Half Page
 - Sojourner's Truth
 - Youth Summer Blast Pass Half Page
 - Sylvania Advantage
 - Youth Summer Blast Pass Half Page
 - Toledo Area Parent
 - Youth Summer Blast Pass Half Page
 - Toledo Journal
 - Youth Summer Blast Pass Half Page
 - Toledo Streets
 - General Service Full page



Media Coverage Report (Compiled in-house)

Date	What	Where
4/5/24	Ursula Barrera-Richards named TARTA's Chief Human Resources Officer	La Prensa
4/5/24	TARTA free to youth through Summer Blast Pass	La Prensa
4/7/24	TARTA bus driver retires with 1 million miles behind wheel	WTOL
4/11/24	Car crashes into TARTA bus during police pursuit, 5 hurt	WTOL
4/11/24	5 Injured after police chase ends with bus crash	WTVG
4/11/24	5 hurt after Ohio police chase ends with bus crash	WHIO
4/11/24	5 Injured in police chase and crash on Oak Street	Local Accident Reports
4/16/24	Ursula Barrera-Richards named TARTA's Chief Human Resources Officer	Toledo Journal
4/17/24	TARTA to run free shuttles for Glass City Marathon	The Toledo Blade
4/19/24	TARTA ready to run with Marathon transportation	La Prensa
4/26/24	Blast Pass Applications Available	The Toledo Blade



Community Events/Press Conferences/ Special Events

April 5 - Transit Literacy with The Sight Center of Northwest Ohio
April 6,13, 20 - Big Brothers Big Sisters of NW Ohio Bowl for Kids' Sake fundraiser
April 6 - The Ability Center Career and Resource Fair
April 7 to 9 - APTA Legislative Conference in Washington D.C.
April 13 - Sylvania Area Chamber of Commerce Spring Expo
April 17 - Neighborhood Properties Inc. presentation
April 18 - GLCP Transportation Summit in Bowling Green
April 20 - Healthy Kids Day at Wayman D. Palmer YMCA
April 24 - Mud Hens School Education Day
April 25 - TMACOG Transportation Summit
April 26 & 27 - Glass City Marathon Expo
April 28 to May 1 - APTA Mobility Conference in Portland, Oregon

HUB OF



Hub of Hope Events

April 10 - Cherry Street Mission
April 11 - Anthem Blue Cross/Blue Shield Medicaid
April 16 - Lucas County Public Library - Read to Read
April 25 - Anthem Blue Cross/Blue Shield Medicaid
April 29 - Mercy Health - Community Health Affairs



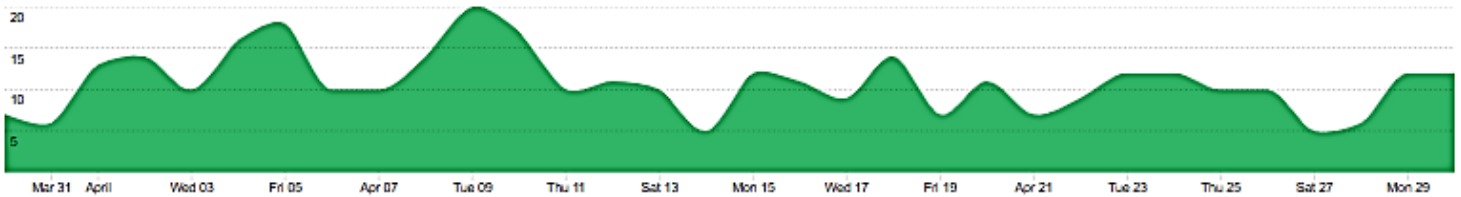


Transit Apps

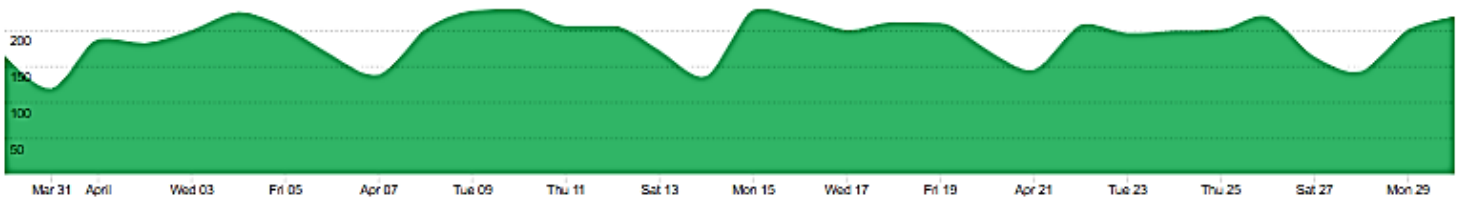
As of May 1, 2024 for April 2024:

	Yesterday	Last 7 days	Last 4 weeks
Downloads	12 +0.00%	67 -2.90%	324
Users	220 +11.69%	577 +0.17%	1,288
Sessions	1,334 +15.70%	7,705 +3.38%	32,237
Sessions / users	6.064 +3.60%	13.354 +3.20%	25.029


Downloads Last month



Users Last month



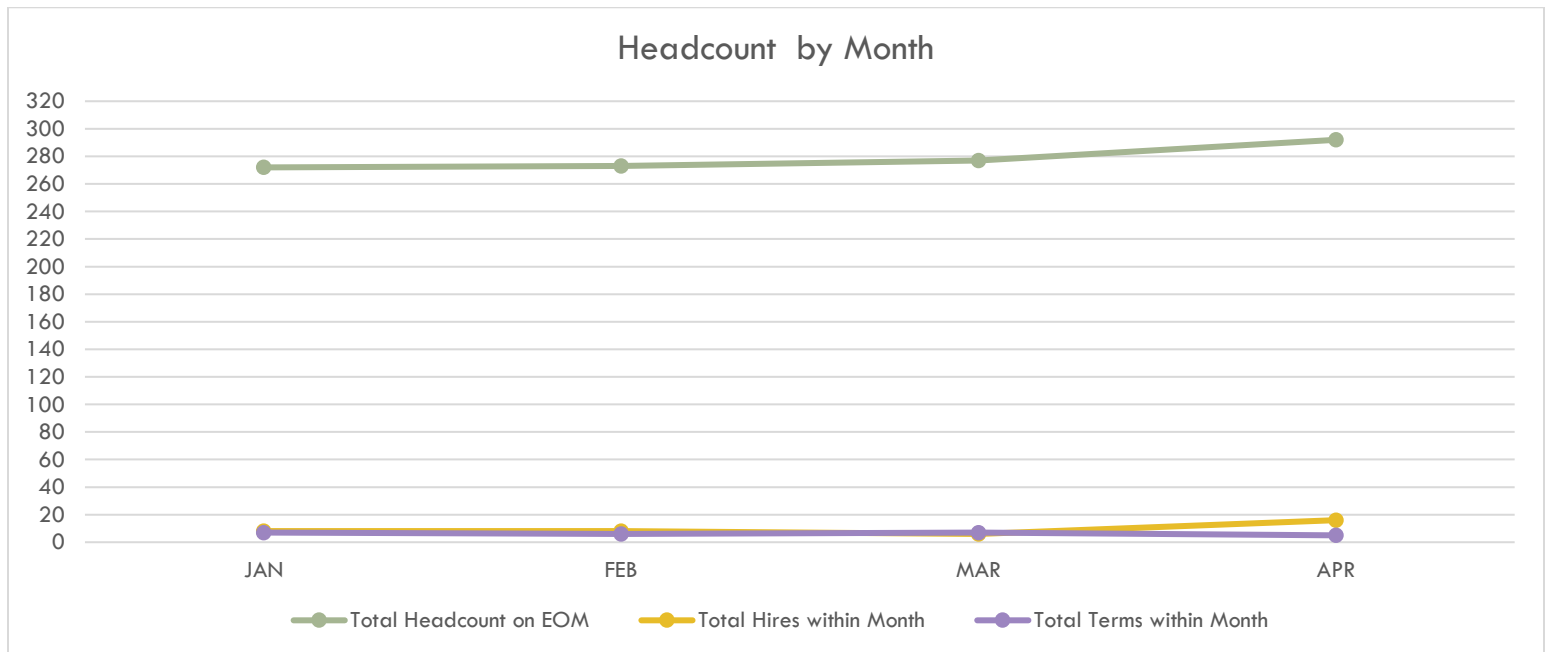
Most Popular Lines Viewed:

Line	Views 	Clicks
2 Flower Hospital-Oregon	15,104	1,960
22 Franklin Park Mall via Bancroft	13,235	1,873
19 Franklin Park Mall via Sylvania Ave	12,376	1,022
5 Flower Hospital via Dorr St.	10,603	1,241
20F Franklin Park via Central / Franklin	9,910	335
20M Central Meijer via Central / Collingwood	9,906	571
32 Holland / Spring Meadows via S / Airport	9,705	1,566
31G Maumee via Glendale	8,991	729
26D Miracle Mile via Douglas	8,876	298
34 UTMC via Western / Detroit / Byrne	8,855	246
31H Maumee via Broadway / Heatherdowns	8,189	887
33 UTMC via Indiana / Junction / Detroit	7,795	354
3 Franklin Park Mall via VA Clinic	7,752	876
27H Central Walmart via Hill	7,665	268
27N South / Reynolds via Nebraska	7,628	348
17E Miracle Mile via Lagrange / Eleanor	7,617	412
26L Miracle Mile via Lewis	7,483	487
17B Miracle Mile via Lagrange / Bennett	7,422	668
5C UT via Dorr St.	6,209	241
31C UTMC via Glendale	5,982	292
14 Hollywood Casino / East Broadway	5,878	521
52 Franklin Park Mall via Tremainsville	5,844	421
12 Birmingham via Main / Starr / Front	5,721	652
16 Meijer Alexis via Manhattan	5,656	675
10L Rossford Meijer via Amazon Rossford	5,146	704
15E 15 E Meijer Alexis via Summit	4,956	607
15A Meijer Alexis via Suder	4,886	492

New Hire and Headcount Report

April 2024

Hire Date	Name	Job Title
04/01/2024	Sharnisha Adams	Fixed Line Operator
04/01/2024	Hazel Fell	Fixed Line Operator
04/01/2024	Jason Burt	Fixed Line Operator
04/01/2024	Shonte Green	Fixed Line Operator
04/01/2024	Jamal Jefferson	Fixed Line Operator
04/01/2024	Cleveland Manning	Fixed Line Operator
04/01/2024	Charlorett Siryani	Fixed Line Operator
04/01/2024	Carl Smith	Fixed Line Operator
04/01/2024	Charles Stawowy	Fixed Line Operator
04/01/2024	Elijah Stockard	Fixed Line Operator
04/01/2024	Krishawnda Wheeler	Fixed Line Operator
04/01/2024	Diaz McCalland	Fixed Line Operator
4/22/2024	Aarron Youngblood	Information Operator
4/29/2024	Brandon Batdorf	Maintenance Supervisor
4/29/2024	Anthony Parker	Security Ambassador
4/29/2024	Joyce Singer	Cash Counter



	JAN	FEB	MAR	APR
Total Headcount on EOM	272	273	277	292
Total Hires within Month	8	8	6	16
Total Terms within Month	7	6	7	5
Turnover % YTD	3.02%	5.27%	7.88%	9.67%

Doing Business with TARTA



Join Toledo Area Regional Transit Authority (TARTA) for an informative, no-cost workshop on how to do business with TARTA.



**THURSDAY,
MAY 23, 2024**
6:00 - 7:00 PM

SPEAKERS

- Zach Morrison, TARTA
- Sean Smith, TARTA
- Lenora McIntyre, MBAC
- Michelle Nuveman, ODOT



**Crosby Conference
Center at Toledo
Botanical Gardens**

5403 Elmer Drive
Toledo, Ohio 43615

WORKSHOP BENEFITS

- Introduction to New TARTA DBE Program
- What the general landscape for minority spend looks like for the next 2 – 3 fiscal years
- Review of upcoming TARTA Projects
- Guidance on TARTA Procurement Process
- Review TARTA'S purchasing web portal
- Best practices for MBE/SBE/DBE's that are wanting to work with TARTA and things to avoid.



RSVP

tinyurl.com/3e4w6utm
by May 10th



CONTACT

Sean Smith, Grant Manager
TARTA

ssmith@tarta.com



**Department of
Development**
Minority Business Assistance Center



**Department of
Transportation**



**HOSTED
BY**



Connect **2024**

Linking Businesses for Success

Join us for an exclusive
networking opportunity to
foster meaningful connections
between corporations and
minority-owned businesses.

As a valued member of the DEAI
Alliance, your corporation is
invited to participate in this
dynamic event to promote
diversity, equity, and inclusion
in business.

TUESDAY, MAY 14
6 TO 8 P.M.

**GLASS CITY
ENRICHMENT CENTER**
815 FRONT STREET, TOLEDO, OH

**RSVP today to secure your
spot at this transformative
networking event.**

*Together, let's drive change,
foster inclusivity, and create
opportunities for all*

For inquiries and registration,



please contact
info@deainwo.org

